

UofA

UNIVERSITY OF ARKANSAS SYSTEM

---

**2027**

FOR THE FISCAL YEAR ENDING JUNE 30, 2027

**CAMPUS BUDGETS**

# University of Arkansas System

## FY27 Budgets

The budgets for FY27 from all campuses, divisions, and units are submitted for the Board's review and approval. All campuses, with the exception of the University of Arkansas Grantham, requested tuition and/or fee increases ranging from 0.62% to 11.98%. These increases are driven by ongoing cost pressures and the need to support cost-of-living adjustments and merit increases for staff.

This year, the University continues using the prior year's budget format, which aligns with the revised Statement of Revenues, Expenses, and Changes in Net Position (SRECNP) in accordance with Governmental Accounting Standards Board (GASB) Statement No. 103, *Financial Reporting Model Improvements*. GASB Statement No. 103 is intended to improve key components of the governmental financial reporting model and enhance its effectiveness in providing information that supports decision-making and accountability.

As noted previously, the budget format is consistent with the annual Statement of Revenues, Expenses, and Changes in Net Position (SRECNP) that will be presented in the FY26 audited year-end consolidated financial report and includes all funds received by the University. The primary distinction between the two presentations is that the budget separates activity into the following fund categories:

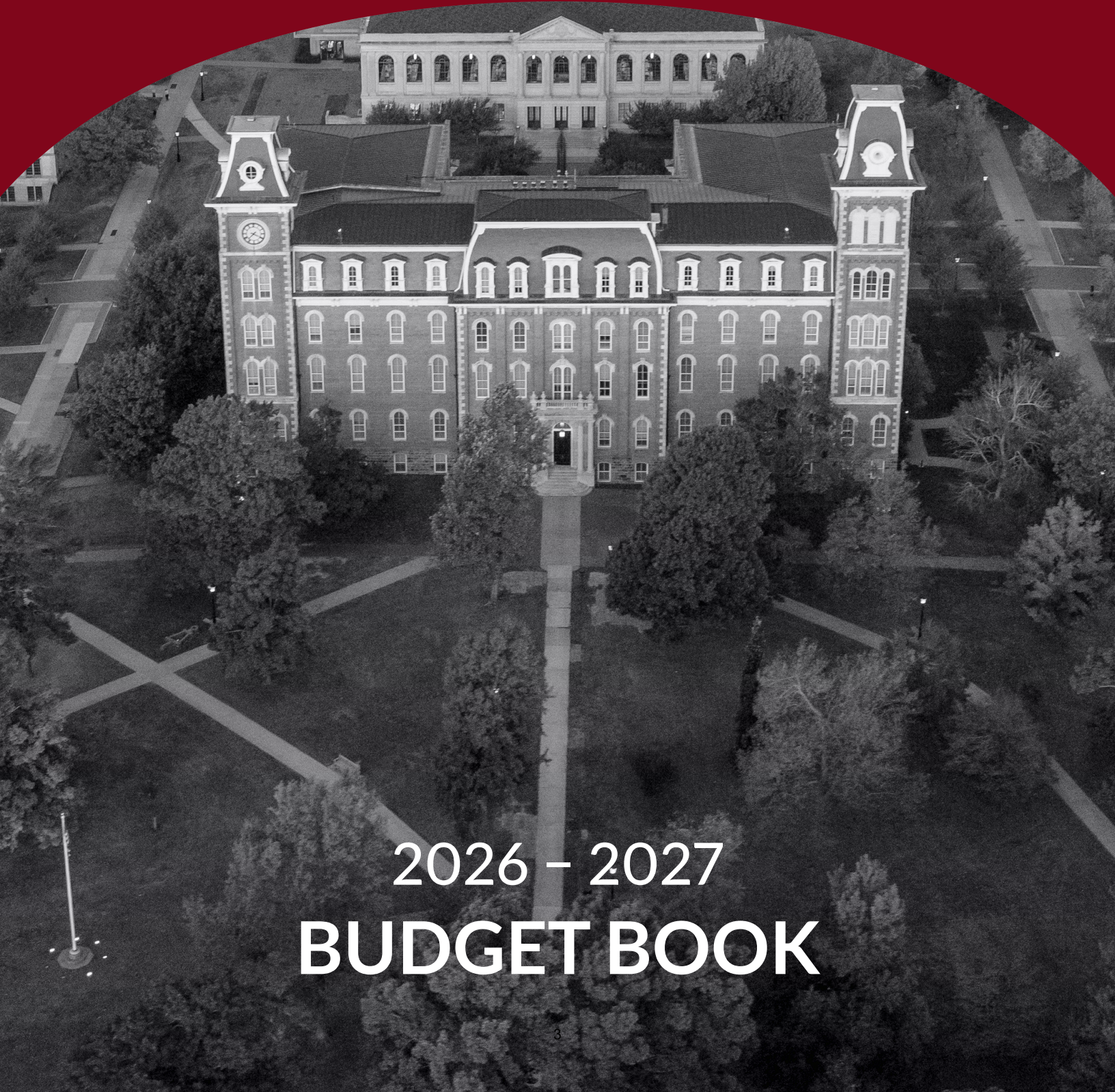
- Unrestricted, also referred to as Educational and General (E&G) – This fund represents operations related to the educational mission of the University, including instruction, research, public service, academic support, student services, institutional support, and operation and maintenance of the physical plant. Tuition, fees, and state appropriations comprise the majority of funding sources. Clinical revenues for UAMS are also recorded in this fund and exceed all other operating revenues of the System.
- Auxiliary – An auxiliary enterprise furnishes goods or services to students, faculty and staff, other institutional departments, and to some degree the general public for a fee related to the cost of the service. Auxiliary enterprises are expected to be self-supporting. Examples include athletics, residence halls, dining, and bookstores.
- Restricted – This fund includes resources that subject the university to externally-imposed restrictions such as grants, contracts, private scholarships, and student assistance programs such as Pell and the state lottery program.
- Plant – There are four components to this fund: Debt Service, Repair and Replacement, Unexpended and Net Investment in Plant. Principal and interest payments are transferred during the year from either E&G or Auxiliary funds and payments are then made to the bond trustee from the Debt Service fund. Both the Debt Service and Repair and Replacement funds may include restricted balances held in accordance with externally imposed bond indentures. The Unexpended fund may include both restricted balances such as Development and Enhancement Funds and unspent bond proceeds, and unrestricted balances such as reserves set aside by management for capital needs. Net Investment in Plant includes capitalized assets less depreciation and capital asset related debt.
- Other – This fund includes accounts such as loan funds and endowments and also includes the System's self-funded health plan.

Amounts budgeted for revenues and expenses represent estimates based on anticipated operating plans for the fiscal year. Given the dynamic nature of the University's operations, actual results may vary, and budget assumptions may change during the year. As changes occur, campuses and units may make budget adjustments to reflect revised assumptions. Any proposed cumulative material adjustments, as outlined in Board Policy 370.1, must be submitted to the President for review and approval. All budget adjustments will be explained through the quarterly financial reporting process.

· **University of Arkansas, Fayetteville**

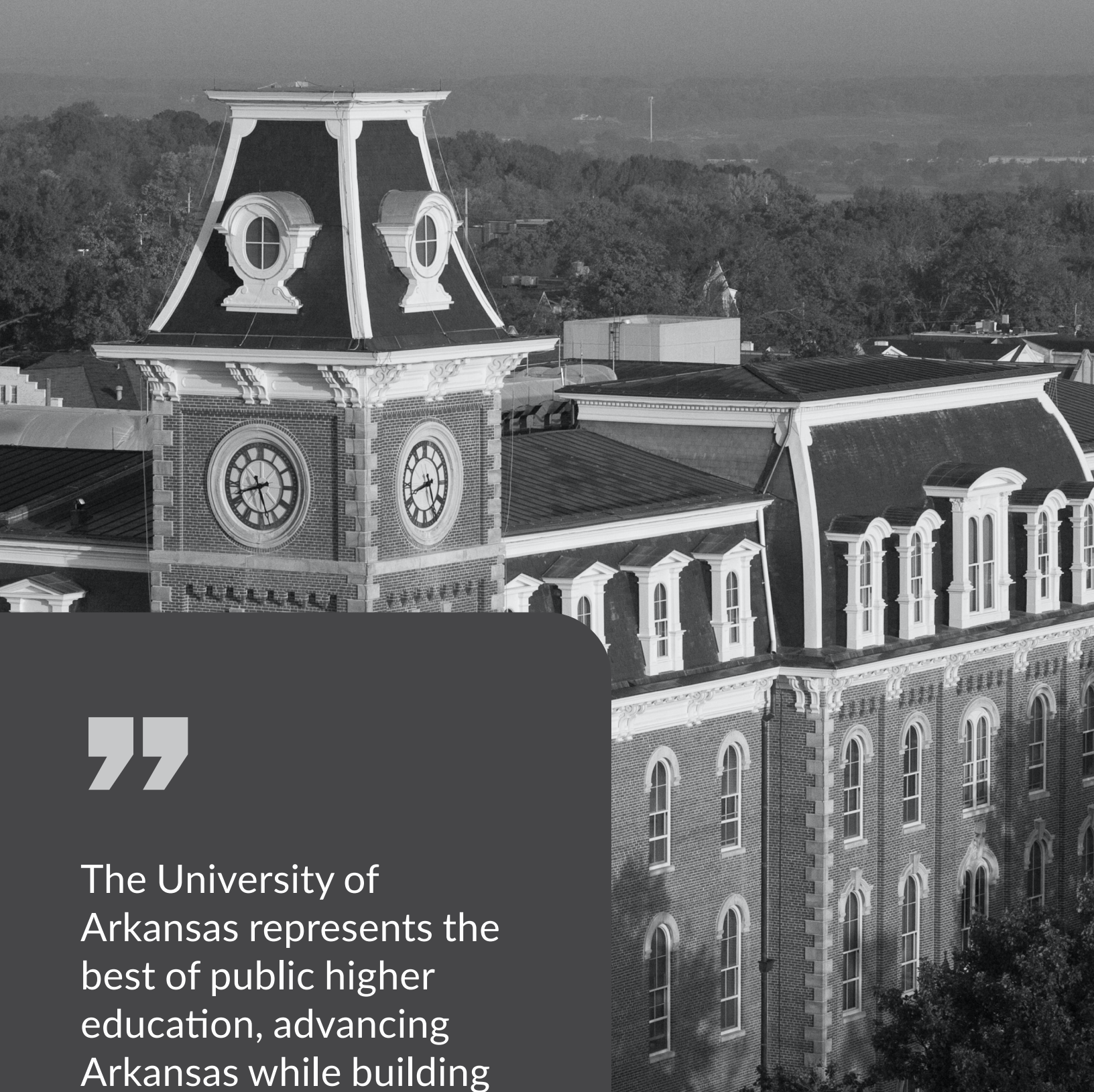


# UNIVERSITY OF ARKANSAS®



2026 – 2027

**BUDGET BOOK**



The University of Arkansas represents the best of public higher education, advancing Arkansas while building a better world.



# CONTENTS

## **FISCAL YEAR 2027 BUDGET** **4**

---

Overview.....	4
Fiscal year 2027 Budget by Fund.....	6
Fiscal year 2027 Budget — Revenues/Inflows.....	7
Fiscal year 2027 Budget — Expenses/Outflows.....	13
Comparative Budget by Fund.....	15

## **BUDGETED REVENUES, EXPENSES AND CHANGES IN NET POSITION** **16**

---



# FISCAL YEAR 2027 BUDGET

## OVERVIEW

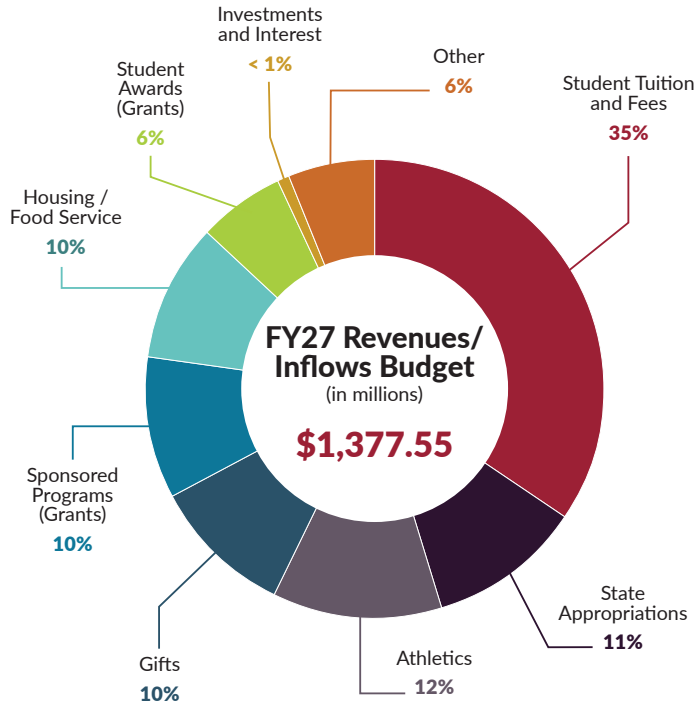
---

The University's proposed budget for the 2026-2027 fiscal year (FY27) includes an overall increase in revenues/inflows of \$80.98 million (6.25%) from the prior year. Driven by increases in resources across the board, the University's biggest drivers of our year-over year growth are enrollment and retention, athletics revenues, research, and gifts. While the University does propose an increase in undergraduate in-state tuition and fees of 3.99%, our tuition continues to be a substantial value when compared to other Southeastern Conference (SEC) schools, and when indexed to fiscal year 2020 our rate of growth remains substantially below both the Consumer Price Index (CPI) and the Higher Education Price Index (HEPI).

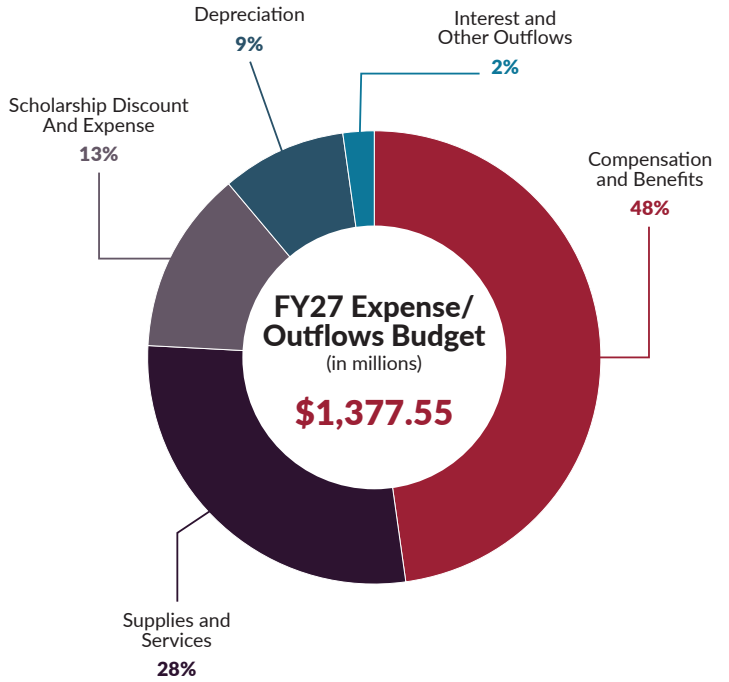
The University of Arkansas continues to offer tremendous value to our students, particularly Arkansans, as we are committed to advancing our land-grant mission to provide affordable access to higher education to students from Arkansas. We are proud that we provide scholarship support to 98% of Arkansas students who apply, and that we've never had more Arkansans enrolled than we do today

As this budget demonstrates, the University continues to invest heavily in the three pillars of the 150 Forward Strategic Plan, those being Student Success, Research Excellence, and Employer of Choice. While our investments in these pillars continue, uncertainty remains within various aspects of the University's operating environment. The evolving landscape around research funding (particularly federally sponsored research funding), the growing impact of revenue sharing within collegiate athletics, and the ongoing changes in the demographics of college-bound students all contribute to an operating environment with a high degree of uncertainty. The University is confident in its ability to meet this uncertainty with a strong financial position and thoughtful planning for the investment of its resources in FY27.

## FISCAL YEAR 2027 REVENUES/INFLOWS BUDGET



## FISCAL YEAR 2027 EXPENSES/OUTFLOWS BUDGET



FY27 REVENUES/INFLOWS BUDGET	
(in millions)	
Fiscal Year 2027 Budget	
Student Tuition and Fees	480.12
State Appropriations	151.53
Athletics	165.30
Gifts	137.76
Sponsored Programs (Grants)	137.76
Housing / Food Service	137.76
Student Awards (Grants)	82.65
Other	82.65
Investments and Interest	13.78
<b>Total Revenues/Inflows</b>	<b>\$ 1,377.55</b>

FY27 EXPENSES/OUTFLOWS BUDGET	
(in millions)	
Fiscal Year 2027 Budget	
Compensation & Benefits	\$ 659.26
Supplies & Services	391.88
Scholarship Discount & Expense	175.27
Depreciation	119.51
Interest & Other Outflows	31.64
<b>Total Expenses/Outflows</b>	<b>\$ 1,377.55</b>



## FISCAL YEAR 2027 BUDGET BY FUND

FY27 INFLOWS/OUTFLOWS						
<i>(in millions)</i>						
Revenues/Inflows	Education & General	Auxiliary	Restricted/Other	Total FY27	Total FY26	Variance
Student Tuition and Fees	\$ 459.15	\$ 16.16	–	\$ 475.31	\$ 454.68	\$ 20.63
State Appropriations	153.58	–	2.38	155.96	153.14	2.82
Athletics (Auxiliary Sources)	–	162.48	–	162.48	144.19	18.29
Gifts	–	22.30	116.16	138.46	134.18	4.28
Sponsored Programs (Grants)	–	–	138.22	138.22	132.69	5.53
Housing/Food Service	–	139.31	–	139.31	131.44	7.87
Student Awards (Grants)	0.03	–	83.88	83.91	78.68	5.23
Investments and Interest	2.77	1.11	2.82	6.70	2.62	4.08
Other	30.61	25.61	20.98	77.20	64.95	12.24
<b>Total Revenues/Inflows</b>	<b>\$ 646.14</b>	<b>\$ 366.97</b>	<b>\$ 364.44</b>	<b>\$ 1,377.55</b>	<b>\$ 1,296.57</b>	<b>\$ 80.98</b>

Expenses/Outflows	Education & General	Auxiliary	Restricted/Other	Total FY27	Total FY26	Variance
Compensation & Benefits	\$ 457.31	\$ 90.96	\$ 110.99	\$ 659.26	\$ 631.76	\$ 27.50
Supplies & Services	115.49	173.94	102.43	391.87	354.38	37.49
Scholarship Discount & Expense	32.50	18.47	124.30	175.27	165.88	9.39
Depreciation	–	–	119.51	119.51	115.19	4.32
Interest & Other Outflows	–	–	31.64	31.64	29.37	2.27
<b>Total Expenses/Outflows</b>	<b>\$ 605.30</b>	<b>\$ 283.37</b>	<b>\$ 488.87</b>	<b>\$ 1,377.55</b>	<b>\$ 1,296.57</b>	<b>\$ 80.98</b>

Transfers In (Out)	Education & General	Auxiliary	Restricted/Other	Total FY27	Total FY26	Variance
Debt Service	\$ (31.54)	\$ (45.34)	\$ 76.87	–	–	–
Other	(9.30)	(38.26)	47.55	–	(0.00)	0.00
<b>Total Transfers In (Out)</b>	<b>\$ (40.84)</b>	<b>\$ (83.60)</b>	<b>\$ 124.42</b>	<b>–</b>	<b>\$ (0.00)</b>	<b>\$ 0.00</b>
<b>Change in Net Position</b>	<b>\$ (0.00)</b>	<b>\$ (0.00)</b>	<b>\$ (0.00)</b>	<b>\$ (0.00)</b>	<b>\$ (0.00)</b>	<b>\$ (0.00)</b>

# FISCAL YEAR 2027 BUDGET – REVENUES/INFLOWS

## STUDENT TUITION AND FEES

Enrolling the largest number of Arkansans of any higher education institution in the state, we continue to demonstrate our commitment to the state of Arkansas and support our Land Grant mission: admitting all qualified Arkansans who apply for enrollment. The University has targeted an incoming new freshman class of 7,000 students for the fall of 2026, and the FY27 budget for student tuition and fees is \$475.31 million, a total increase of \$20.63 million (4.54%) from the FY26 budget.

A summary of the requested tuition and mandatory fee increases is provided in the accompanying table (Figure 1).

Primary drivers of the mandatory fee increase are per credit hour increases to the network and data systems fee (NDSF) of \$2.00 (12.50%), the facilities fee of \$1.85 (6.95%), and the transit fee of \$.90 (16.01%). The NDSF fee increase supports the continued roll-out of the University’s multi-year plan to upgrade network and server infrastructure, cloud storage capabilities, and data security. The facilities fee increase supports new construction and deferred maintenance as we continue to build and maintain the campus to support our growth and the needs of our students. The transit fee increase supports additional route capacity and frequency of service.

TUITION MANDATORY FEES						
Program/Residency	Tuition \$ Increase/SSCH	Tuition % Increase/SSCH	Mandatory Fee \$ Increase/SSCH	Mandatory Fee % Increase/SSCH	Total \$ Increase/SSCH	Total % Increase/SSCH
<b>Undergraduate Resident</b>	\$8.09	3.00%	\$5.87	7.32%	\$13.96	3.99%
<b>Undergraduate Non-Resident</b>	\$48.58	5.00%	\$5.87	7.32%	\$54.45	5.18%
<b>Graduate Resident</b>	\$13.79	3.00%	\$5.85	7.33%	\$19.64	3.64%
<b>Graduate Non-Resident</b>	\$37.50	3.00%	\$5.85	7.33%	\$43.35	3.26%
<b>Law Resident</b>	\$17.05	3.00%	\$5.85	6.45%	\$22.90	3.48%
<b>Law Non-Resident</b>	\$41.06	3.00%	\$5.85	6.45%	\$46.91	3.21%

FIGURE 1 — Tuition mandatory fees showing increases by student semester credit hour (SSCH)



The University remains committed to affordability for its students, particularly Arkansans, and the chart below demonstrates that affordability compared to both our SEC peers and against inflation indices; the CPI and the HEPI. The chart provides a six-year history of the University's tuition and mandatory fee rates for an average resident student, enrolled in thirty credit hours, along with the

University's proposed FY27 rates. Starting at the bottom, the chart shows the University's past, current, and proposed rates (Figure 2). Moving up the chart shows what the University's rates would have been if they were indexed to either CPI or HEPI. Similarly, an index of the average rates of our SEC peers (excluding Vanderbilt) are shown for comparative purposes.

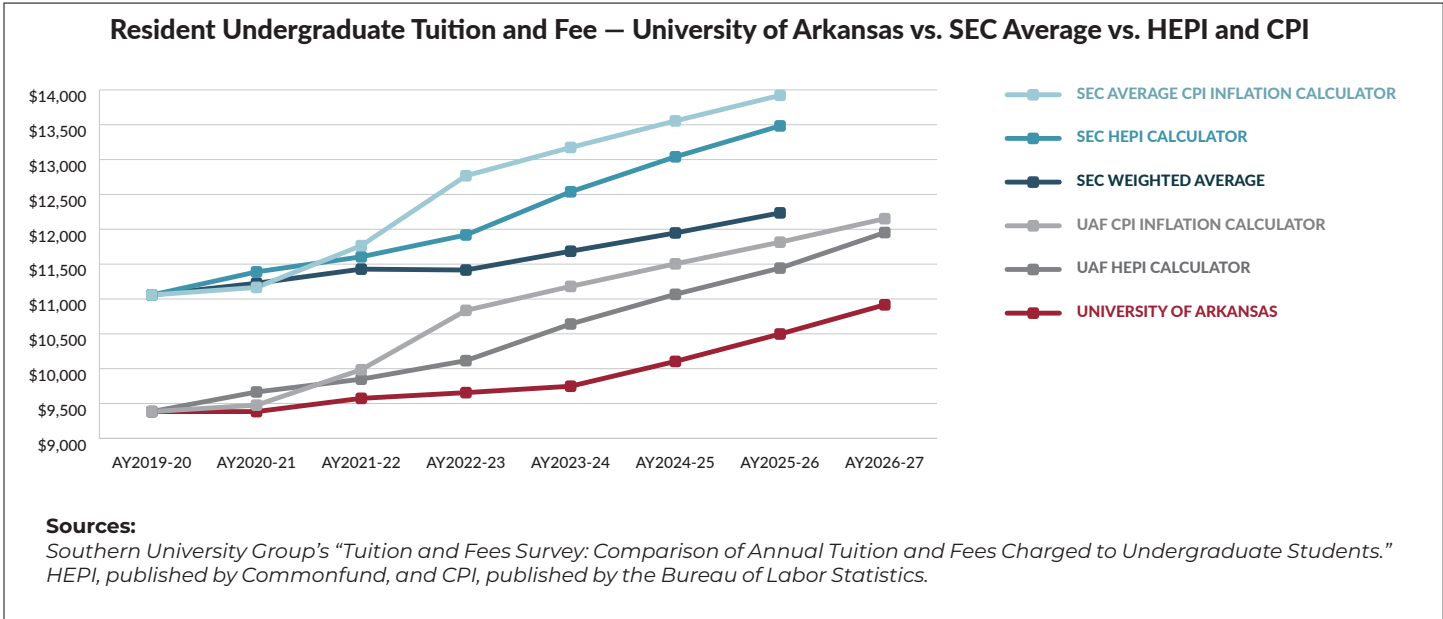


FIGURE 2 — Tuition rate comparison chart

## STATE APPROPRIATIONS

The University of Arkansas receives several types of appropriations from the state of Arkansas each year. These include Revenue Stabilization Act (RSA) funds, the primary source of the University's appropriation; Education Excellence Trust Funds (EETF), a funding source derived from specific tax revenues that are shared between K-12 and higher education institutions; School of Law (LAW) and Administration of Justice (AOJ) funds; and Arkansas Biosciences Institute (ABI) funding. Each of these appropriations, and any additional funds to support annual increases, are subject to final appropriation and approval by the Arkansas State Legislature.

Annual changes to the University's RSA funding level are largely driven by the state's Higher Education Productivity-Based Funding Model (productivity model).

This productivity model, developed by the Arkansas Department of Higher Education in partnership with the state's public higher education institutions, focuses on credentials (certificates and degrees earned with higher weights for Science, Technology, Engineering, and Mathematics (STEM) and identified high demand fields), progression and time to degree, transfer success, and other factors. A Return on Investment (ROI) metric is also being developed for future incorporation.

Based on our performance in the areas of the productivity model, the University is eligible for a maximum increase to our base (ongoing) RSA appropriation of 2% annually, with any funds earned through performance as a part of the productivity model beyond the 2% cap being considered one-time incentive funds for the institution.

For FY27, based on productivity funding model performance, the University is eligible for the full 2% base appropriation increase totaling \$2.72 million as well as one-time incentive funds of up to \$2.97 million.

In FY27 it is anticipated that the University's RSA appropriation will all be category 'A' funding. The category 'A' funding is expected to contain all the University's current base appropriation of \$136.03 million, the University's \$2.72 million base appropriation increase through productivity funding, and \$1.63 million of the

up to \$2.97 million one-time incentive funds through productivity funding.

For FY27, with respect to RSA appropriation, the University is budgeting for all base funding within category 'A' of \$138.75 million, a slight increase of \$.10 million in EETF funding, and flat LAW, AOJ, and ABI funding. As a result, the total FY27 budget for state appropriations is \$155.96 million, an increase of \$2.82 million (1.84%) from the FY26 budget.

STATE APPROPRIATION BREAKDOWN							
<i>(in millions)</i>							
	FY22 Actuals	FY23 Actuals	FY24 Actuals	FY25 Actuals	FY26 Budget	FY27 Budget	
Revenue Stabilization Act (RSA)	\$ 126.41	\$ 130.85	\$ 134.20	\$ 134.58	\$ 135.61	\$ 138.33	
Educational Excellence Trust Fund (EETF)	12.26	13.08	14.17	14.44	14.44	14.54	
School of Law (LAW)	0.40	0.28	0.60	0.85	0.27	0.27	
Administration of Justice (AOJ)	0.47	0.51	0.68	0.63	0.44	0.44	
Arkansas Biosciences Institutes (ABI)	1.91	1.96	1.94	1.68	2.38	2.38	
Other	0.02	0.07	0.03	0.13	-	-	
<b>Totals</b>	<b>\$ 141.46</b>	<b>\$ 146.75</b>	<b>\$ 151.62</b>	<b>\$ 152.31</b>	<b>\$ 153.14</b>	<b>\$ 155.96</b>	

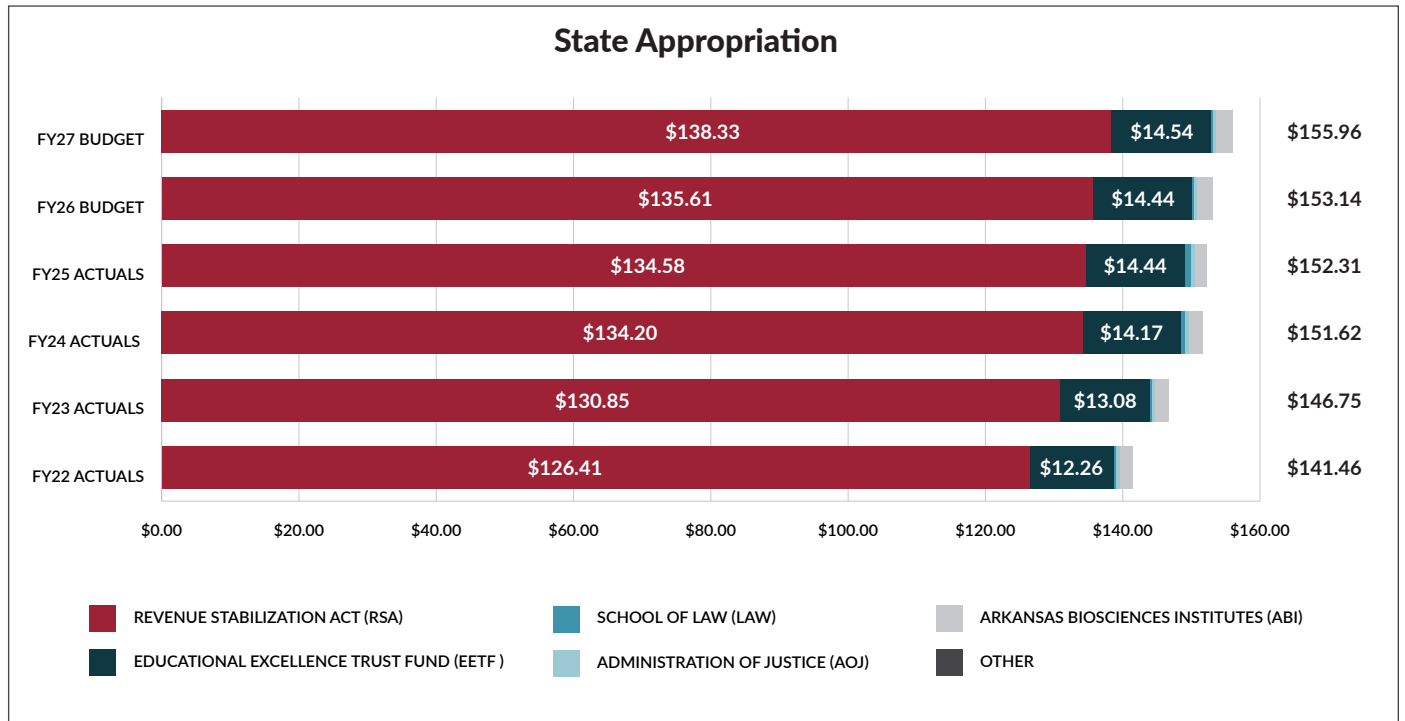


FIGURE 3 — State appropriation budget and actuals in millions

## SPONSORED PROGRAMS (GRANTS)

The University’s budget for Sponsored Programs (Grants) consists of those revenues/inflows of funds related directly to the University’s work on federal, state, local and non-governmental grants. These revenues flow to the University as a reimbursement of expenditures from our performance of grant activities. As the University remains focused on research excellence and reaching its goal of \$500 million in research expenditures, our indirect cost rates in FY27 will be maintained at their previously

negotiated levels while the federal government works through guidance on rates going forward. This pending guidance would be most likely to impact the University’s indirect cost rates in Fiscal Year 28 (FY28). The FY27 budget for sponsored programs (grants) revenues is \$138.22 million, an increase of \$5.53 million (4.17%) from the FY26 budget. This growth is driven by increases in both federal and non-governmental grants. (Figure 4).

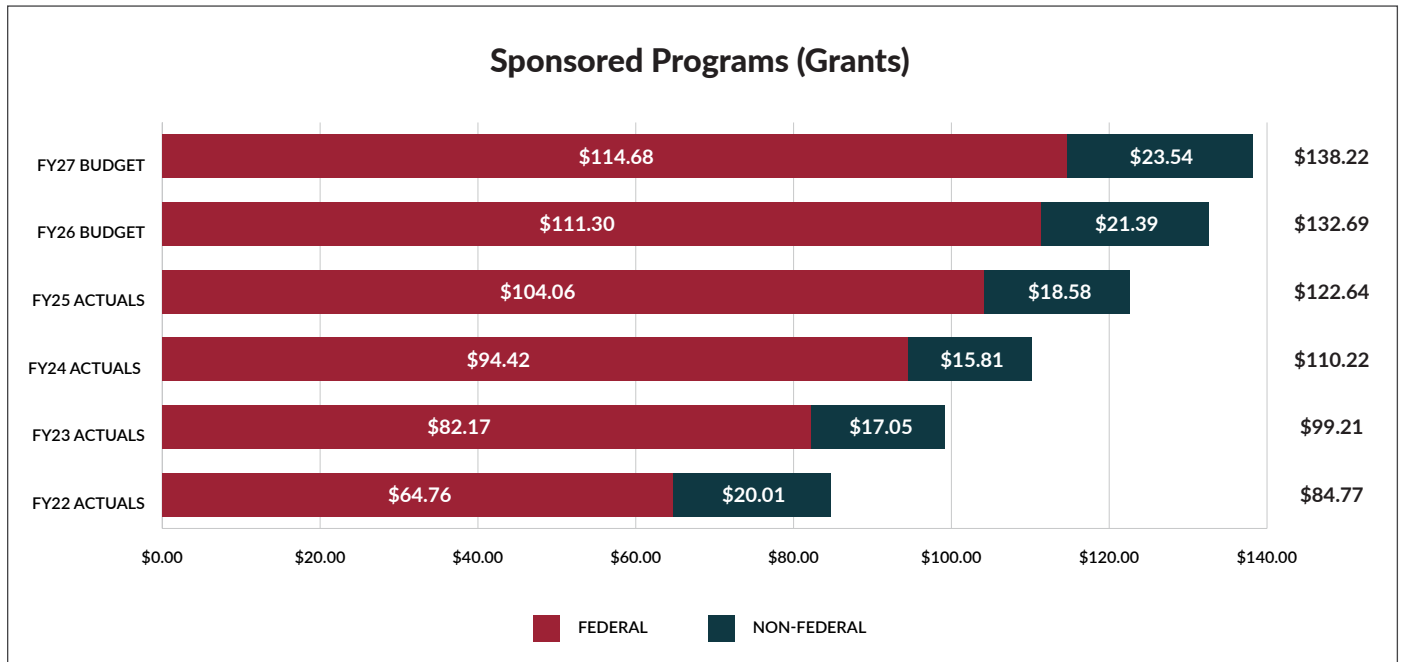


FIGURE 4 — Sponsored programs (grants) budget in millions



## STUDENT AWARDS (GRANTS)

Student Awards (Grants) inflows are comprised of federal Pell Grants, Arkansas Academic Challenge Grants and other federal and state funded grants. These funds represent the inflow of external grants to the University for our students. The FY27 budget for student awards (grants)

is \$83.91 million, an increase of \$5.23 million (6.65%) from the FY26 budget. This is driven primarily by increases in Arkansas Academic Challenge Grants and other state-funded grants (Figure 5).

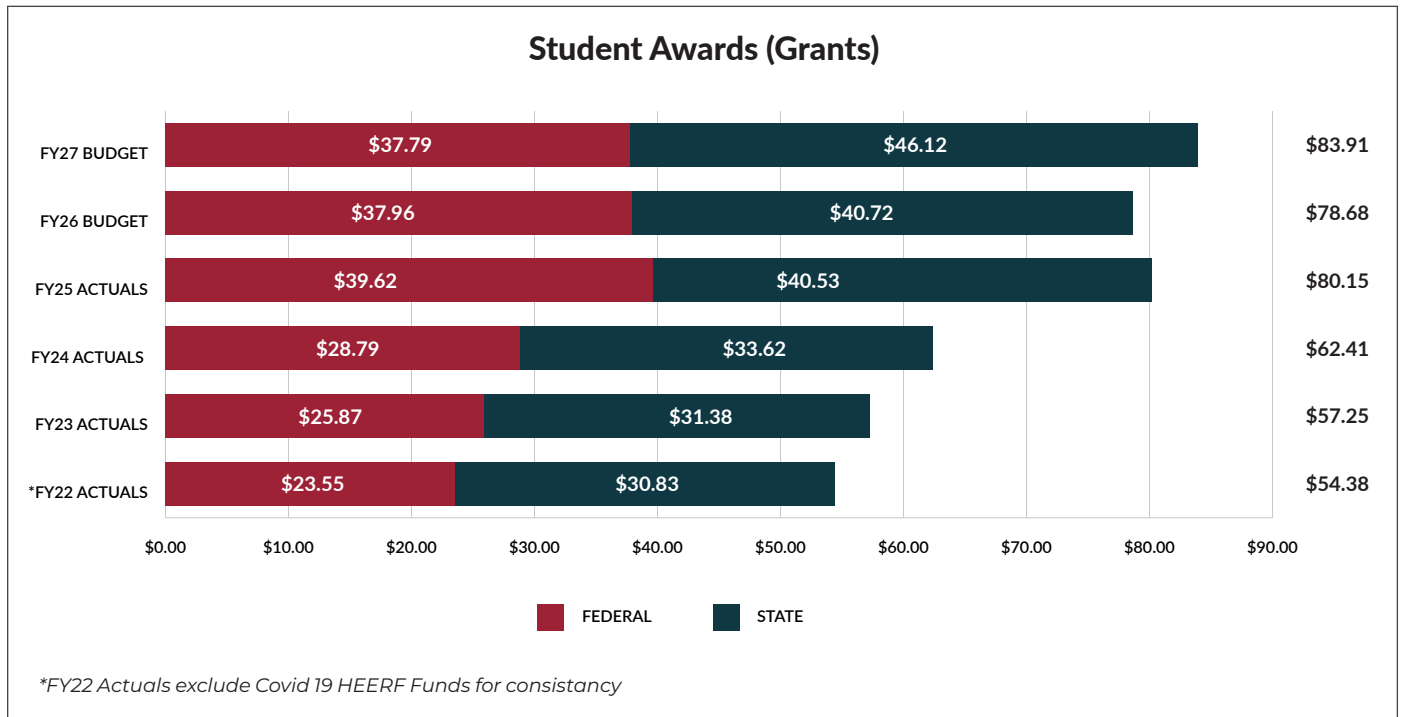


FIGURE 5 — Student awards (grants) in millions

## ATHLETICS (AUXILIARY SOURCES)

The total FY27 budget for Athletics is \$203.70 million, with \$162.48 million driven by auxiliary sources. Auxiliary sources for Athletics are projected to increase by \$18.29 million (12.68%) from the FY26 budget. These auxiliary increases are driven primarily by projected increases in SEC and National Collegiate Athletic Association (NCAA) revenue distributions. The remaining portion of the total Athletics budget consists of gift revenue of \$36.27 million, other non-capital subsidies of \$4.62 million, and investment income of \$0.33 million.

## GIFTS

The University’s annual budget for gifts represents the spending of gifts and endowment earnings, rather than the actual receipt of gifts, as gift revenues are recognized when spent. The FY27 budget for gifts is \$138.46 million, an increase of \$4.28 million (3.19%) from the FY26 budget. There are two primary drivers of this change: an increase in Athletics gift revenues of \$7.27 million funding an increased investment in football staffing and support, and a decrease of \$2.79 million across various units to reflect their anticipated expenditure of gifts funds.



## HOUSING/FOOD SERVICE

The FY27 budget for Housing and Food Service is \$139.31 million, an increase of \$7.87 million (5.99%) from the FY26 budget. Driving this change are room rate increases averaging 6.00% and dining plan increases averaging 3.40%.

The University has a requirement for first-year incoming new freshmen to live on campus and has historically housed 92% of each incoming new freshman class. New freshmen make up 86% of the University Housing occupancy, with returning undergraduates and graduate students making up the remaining 14%. To accommodate the sustained demand for housing from new freshman, returning undergraduate, and graduate students, the University has entered into three additional external lease agreements and renegotiated one external lease agreement with local apartment complexes in FY27. To address the long-term housing needs of the University, the construction of one new residence hall is currently underway.

## INVESTMENTS AND INTEREST

The FY27 budget for investments and interest is \$6.70 million, an increase of \$4.08 million from the FY26 budget.

## OTHER

Other revenues/inflows consist of sales and services of educational departments, bookstore and other auxiliary revenues, capital appropriations, capital gifts and grants, and other non-operating revenues. The FY27 budget for other revenues/inflows is \$77.20 million, an increase of \$12.25 million (18.86%) from the FY26 budget. This change is driven by an increase in Capital gifts and grants budget of \$7.20 million and the reclassification of budgeted interdepartmental transfers of \$3.00 million, now accurately budgeted as other revenue.

## FISCAL YEAR 2027 BUDGET – EXPENSES/OUTFLOWS

### COMPENSATION AND BENEFITS

The University’s investment in compensation and benefits, with a FY27 budget of \$659.26 million, an increase of \$27.50 million (4.35%) from the FY26 budget, demonstrates the University’s support of all three pillars of the 150 Forward strategic plan. As the University remains committed to operating as an employer of choice, the FY27 budget includes a 3.0% faculty, staff, and graduate assistant merit pool of \$16.67 million. In advancing student-success, the University has invested \$4.6 million in support of new

faculty hires, academic advisors, and other support staff. In support of research excellence, the University has instituted a two-year plan to increase Graduate Assistant stipends to a minimum of \$25,000 at the 9-month PhD level, with a total investment of \$10.77 million anticipated over two years, \$4.44 million of which is included within the FY27 budget. Additionally, the University is investing \$1.75 million in research support staff.

### SCHOLARSHIP DISCOUNT AND EXPENSE

The FY27 budget for Scholarship Discount and Expenses is \$175.27 million, an increase of \$9.39 million (5.66%) from the FY26 budget. In line with the University’s focus on affordability, the chart below provides a historical overview

of the total scholarship funds provided to students, including those scholarships funded directly by the University, grants and scholarships funded by the federal or state government, as well as endowed scholarships.




FIGURE 6 — Scholarship discount and expense in millions

## SUPPLIES AND SERVICES

The FY27 budget for supplies and services is \$391.87 million, an increase of \$37.49 million (10.58%) from the FY26 budget. This change is driven primarily by the following: increased Athletics operational expenses of \$24.87 million supporting additional investment in football including a seventh home game, increased housing and dining operational expenses of \$7.70 million driven by increasing facilities maintenance and utility costs as well as increased lease expenditures, and increased research support expenditures of \$3.07 million.

## DEPRECIATION

The FY27 budget for depreciation and amortization is \$119.51 million, an increase of \$4.32 million (3.75%) from the FY26 budget. This increase is primarily due to the completion of new facilities and major renovations.

## INTEREST AND OTHER OUTFLOWS

The FY27 budget for interest and other outflows is \$31.64 million, an increase of \$2.27 million (7.73%) from the FY26 budget. The increase is due to additional interest on debt issuances for new projects offset by the further paydown of existing debt service.



# UNIVERSITY OF ARKANSAS, FAYETTEVILLE

## COMPARATIVE BUDGET BY FUND

For Fiscal Year 2027  
(in millions)

	FY27				FY26				FY27 VARIANCE TO FY26			
Revenues/Inflows	Education & General	Auxiliary	Restricted & Other	TOTAL	Education & General	Auxiliary	Restricted & Other	TOTAL	Education & General	Auxiliary	Restricted & Other	TOTAL
Student Tuition and Fees	\$ 459.15	\$ 16.16	\$ -	\$ 475.31	\$ 439.96	\$ 14.72	\$ -	\$ 454.68	\$ 19.19	\$ 1.44	\$ -	\$ 20.63
State Appropriations	153.58	-	2.38	155.96	150.76	-	2.38	153.14	2.82	-	-	2.82
Athletics (Auxiliary Sources)	-	162.48	-	162.48	-	144.19	-	144.19	-	18.29	-	18.29
Gifts	-	22.30	116.16	138.46	-	22.62	111.56	134.18	-	(0.32)	4.60	4.28
Sponsored Programs (Grants)	-	-	138.22	138.22	-	-	132.69	132.69	-	-	5.53	5.53
Housing/Food Service	-	139.31	-	139.31	-	131.44	-	131.44	-	7.87	-	7.87
Student Awards (Grants)	0.03	-	83.88	83.91	-	-	78.68	78.68	0.03	-	5.20	5.23
Investments and Interest	2.77	1.11	2.82	6.70	0.10	1.02	1.50	2.62	2.67	0.09	1.32	4.08
Other	30.61	25.61	20.98	77.20	25.71	25.71	13.53	64.95	4.90	(0.10)	7.45	12.25
Total Revenues/Inflows	\$ 646.14	\$ 366.97	\$ 364.44	\$ 1,377.55	\$ 616.53	\$ 339.70	\$ 340.34	\$ 1,296.57	\$ 29.61	\$ 27.27	\$ 24.10	\$ 80.98

	FY27				FY26				FY27 VARIANCE TO FY26			
Expenses/Outflows	Education & General	Auxiliary	Restricted & Other	TOTAL	Education & General	Auxiliary	Restricted & Other	TOTAL	Education & General	Auxiliary	Restricted & Other	TOTAL
Compensation & Benefits	\$ 457.31	\$ 90.96	\$ 110.99	\$ 659.26	\$ 443.59	\$ 86.76	\$ 101.41	\$ 631.76	\$ 13.72	\$ 4.20	\$ 9.58	\$ 27.50
Supplies & Services	115.49	173.94	102.43	391.87	96.70	147.34	110.34	354.38	18.79	26.61	(7.91)	37.49
Scholarship Discount & Expense	32.50	18.47	124.30	175.27	32.50	17.64	115.74	165.88	-	0.83	8.56	9.39
Depreciation	-	-	119.51	119.51	-	-	115.19	115.19	-	-	4.32	4.32
Interest & Other Outflows	-	-	31.64	31.64	-	-	29.37	29.37	-	-	2.27	2.27
Total Expenses/Outflows	\$ 605.30	\$ 283.37	\$ 488.87	\$ 1,377.55	\$ 572.79	\$ 251.74	\$ 472.05	\$ 1,296.57	\$ 32.51	\$ 31.64	\$ 16.82	\$ 80.98

	FY27				FY26				FY27 VARIANCE TO FY26			
Transfers In (Out)	Education & General	Auxiliary	Restricted & Other	TOTAL	Education & General	Auxiliary	Restricted & Other	TOTAL	Education & General	Auxiliary	Restricted & Other	TOTAL
Debt Service	\$ (31.54)	\$ (45.34)	\$ 76.87	\$ -	\$ (33.28)	\$ (43.23)	\$ 76.51	\$ -	\$ 1.74	\$ (2.10)	\$ 0.37	\$ -
Other	(9.30)	(38.26)	47.55	-	(10.47)	(44.74)	55.21	-	1.17	6.49	(7.65)	-
Total Transfers In (Out)	\$ (40.84)	\$ (83.60)	\$ 124.42	\$ -	\$ (43.74)	\$ (87.97)	\$ 131.71	\$ -	\$ 2.91	\$ 4.38	\$ (7.29)	\$ -
Change in Net Position	\$ (0.00)	\$ (0.00)	\$ -	\$ (0.00)	\$ -	\$ -	\$ -	\$ -	\$ (0.00)	\$ (0.00)	\$ -	\$ (0.00)

# UNIVERSITY OF ARKANSAS, FAYETTEVILLE

## BUDGETED REVENUES, EXPENSES AND CHANGES IN NET POSITION

For the Year Ending June 30, 2027

(in millions)

	EDUCATION AND GENERAL	AUXILIARY	RESTRICTED	PLANT	OTHER	TOTAL
<b>OPERATING REVENUE</b>						
Student Tuition & Fees	\$ 459.15	\$ 16.16	\$ —	\$ —	\$ —	\$ 475.31
Less: Institutional Scholarships	(32.30)	(9.41)	(22.00)	—	—	(63.71)
Less: Other Scholarship Allowances	—	—	(60.00)	—	—	(60.00)
Patient Services	—	—	—	—	—	—
Federal and County Appropriations	—	—	—	—	—	—
Federal Grants—Pell	—	—	35.80	—	—	35.80
Federal Grants and Contracts	—	—	114.68	—	—	114.68
State and Local Grants and Contracts	—	—	11.52	—	—	11.52
Non-Governmental Grants and Contracts	—	—	12.02	—	—	12.02
Sales/Services of Educational Departments	20.08	—	—	—	—	20.08
Insurance Plan	—	—	—	—	—	—
Auxiliary Enterprises:	—	—	—	—	—	—
Athletics	—	162.48	—	—	—	162.48
Less: Institutional Scholarships	—	—	—	—	—	—
Less: Other Scholarship Allowances	—	—	—	—	—	—
Housing/Food Service	—	139.31	—	—	—	139.31
Less: Institutional Scholarships	(0.20)	(1.55)	(2.30)	—	—	(4.05)
Less: Other Scholarship Allowances	—	—	(10.00)	—	—	(10.00)
Bookstore	—	1.65	—	—	—	1.65
Less: Institutional Scholarships	—	—	—	—	—	—
Less: Other Scholarship Allowances	—	—	—	—	—	—
Other Auxiliary Enterprises	—	19.31	—	—	—	19.31
Less: Institutional Scholarships	—	—	—	—	—	—
Less: Other Scholarship Allowances	—	—	—	—	—	—
Other Operating Revenues	9.45	0.03	0.88	—	0.10	10.45
<b>Total Operating Revenues</b>	<b>\$ 456.18</b>	<b>\$ 327.98</b>	<b>\$ 80.60</b>	<b>\$ —</b>	<b>\$ 0.10</b>	<b>\$ 864.86</b>

**UNIVERSITY OF ARKANSAS | FISCAL YEAR 2027 BUDGET**

	<b>EDUCATION AND GENERAL</b>	<b>AUXILIARY</b>	<b>RESTRICTED</b>	<b>PLANT</b>	<b>OTHER</b>	<b>TOTAL</b>
<b>OPERATING EXPENSES</b>						
Compensation & Benefits	\$ 457.31	\$ 90.96	\$ 110.99	\$ -	\$ -	\$ 659.26
Supplies & Services	115.50	173.95	86.11	16.22	0.10	391.87
Scholarships & Fellowships	-	7.51	30.00	-	-	37.51
Insurance Plan	-	-	-	-	-	-
Depreciation	-	-	-	119.50	-	119.51
<b>Total Operating Expenses</b>	<b>\$ 572.81</b>	<b>\$ 272.42</b>	<b>\$ 227.11</b>	<b>\$ 135.73</b>	<b>\$ 0.10</b>	<b>\$ 1,208.15</b>

<b>Operating Income/Loss</b>	<b>\$ (116.62)</b>	<b>\$ 55.56</b>	<b>\$ (146.51)</b>	<b>\$ (135.73)</b>	<b>\$ -</b>	<b>\$ (343.30)</b>
------------------------------	--------------------	-----------------	--------------------	--------------------	-------------	--------------------

<b>NON-CAPITAL SUBSIDIES</b>						
State Appropriations	\$ 153.58	\$ -	\$ 2.38	\$ -	\$ -	\$ 155.96
Property & Sales Tax	-	-	-	-	-	-
Federal Grants and Contracts	0.03	-	1.96	-	-	1.99
State and Local Grants and Contracts	-	-	46.12	-	-	46.12
Non-Governmental Grants and Contracts	-	-	-	-	-	-
Gifts	-	22.30	116.16	-	-	138.46
Other	1.36	4.62	-	-	-	5.99
<b>Total Non-Capital Subsidies</b>	<b>\$ 154.97</b>	<b>\$ 26.93</b>	<b>\$ 166.62</b>	<b>\$ -</b>	<b>\$ -</b>	<b>\$ 348.52</b>

<b>Operating Income/Loss and Non-Capital Subsidies</b>	<b>\$ 38.35</b>	<b>\$ 82.48</b>	<b>\$ 20.12</b>	<b>\$ (135.73)</b>	<b>\$ -</b>	<b>\$ 5.23</b>
--	-----------------	-----------------	-----------------	--------------------	-------------	----------------

	<b>EDUCATION AND GENERAL</b>	<b>AUXILIARY</b>	<b>RESTRICTED</b>	<b>PLANT</b>	<b>OTHER</b>	<b>TOTAL</b>
<b>NON-OPERATING REVENUES (EXPENSES)</b>						
Investment Income	\$ 2.76	\$ 1.11	\$ 1.32	\$ -	\$ 1.50	\$ 6.69
Interest on Capital Asset-Related Debt	-	-	-	(31.64)	-	(31.64)
Capital Appropriations	-	-	-	-	-	-
Capital Gifts and Grants	-	-	-	20.00	-	20.00
Other	(0.28)	-	-	-	-	(0.28)
<b>Net Non-Operating Revenues</b>	<b>\$ 2.48</b>	<b>\$ 1.11</b>	<b>\$ 1.32</b>	<b>\$ (11.64)</b>	<b>\$ 1.50</b>	<b>\$ (5.23)</b>
<b>Income (Loss) Before Unusual or Infrequent Items</b>	<b>\$ 40.83</b>	<b>\$ 83.59</b>	<b>\$ 21.44</b>	<b>\$ (147.36)</b>	<b>\$ 1.50</b>	<b>\$ -</b>

	EDUCATION AND GENERAL	AUXILIARY	RESTRICTED	PLANT	OTHER	TOTAL
<b>UNUSUAL OR INFREQUENT ITEMS</b>						
Impairment Gain (Loss) on Flood Damage, Net	-	-	-	-	-	-
Pollution Remediation	-	-	-	-	-	-
Other	-	-	-	-	-	-
<b>Total Unusual or Infrequent Items</b>	<b>\$ -</b>	<b>\$ -</b>	<b>\$ -</b>	<b>\$ -</b>	<b>\$ -</b>	<b>\$ -</b>

<b>TRANSFERS IN (OUT)</b>						
Debt Service	\$ (31.54)	\$ (45.34)	\$ (0.06)	\$ 76.93	\$ -	\$ -
Other	(9.30)	(38.26)	(21.38)	70.43	(1.50)	-
<b>Total Transfers In (Out)</b>	<b>\$ (40.84)</b>	<b>\$ (83.59)</b>	<b>\$ (21.44)</b>	<b>\$ 147.36</b>	<b>\$ (1.50)</b>	<b>\$ -</b>
<b>Increase (Decrease) In Net Position</b>	<b>\$ -</b>	<b>\$ -</b>	<b>\$ -</b>	<b>\$ -</b>	<b>\$ -</b>	<b>\$ -</b>

<b>IF DECREASE IN NET POSITION ABOVE:</b>						
Use of prior year net position to balance budget*					\$	-
	\$ -	\$ -	\$ -	\$ -	\$ -	\$ -

<b>*USE OF PRIOR YEAR NET POSITION FOR THE FOLLOWING:</b>						
One-time costs to establish student success office					\$	-
Deferred plant maintenance projects					\$	-
					\$	-
<b>Total (agrees to "use of prior year net position" above)</b>	<b>\$ -</b>	<b>\$ -</b>	<b>\$ -</b>	<b>\$ -</b>	<b>\$ -</b>	<b>\$ -</b>



UNIVERSITY OF  
ARKANSAS®

**UNIVERSITY OF ARKANSAS, FAYETTEVILLE**  
**Budgeted Revenues, Expenses and Changes in Net Position**  
**For the Year Ending June 30, 2027**

	E&G	Auxiliary	Restricted	Plant	Other	TOTAL
<b>OPERATING REVENUE</b>						
Student tuition & fees	\$ 459,151,536	\$ 16,163,178				\$ 475,314,714
Less: Institutional scholarships	(32,300,000)	(9,410,000)	\$ (22,000,000)			(63,710,000)
Less: Other scholarship allowances			(60,000,000)			(60,000,000)
Patient services						-
Federal and county appropriations						-
Federal grants - Pell			35,800,000			35,800,000
Federal grants and contracts			114,681,364			114,681,364
State and local grants and contracts			11,516,844			11,516,844
Non-governmental grants and contracts			12,023,104			12,023,104
Sales/services of educational departments	20,082,970					20,082,970
Insurance plan						-
Auxiliary enterprises:						
Athletics		162,482,302				162,482,302
Less: Institutional scholarships						-
Less: Other scholarship allowances						-
Housing/food service		139,309,543				139,309,543
Less: Institutional scholarships	(200,000)	(1,550,000)	(2,300,000)			(4,050,000)
Less: Other scholarship allowances			(10,000,000)			(10,000,000)
Bookstore		1,645,000				1,645,000
Less: Institutional scholarships						-
Less: Other scholarship allowances						-
Other auxiliary enterprises		19,309,696				19,309,696
Less: Institutional scholarships						-
Less: Other scholarship allowances						-
Other operating revenues	9,447,859	27,500	878,552		\$ 100,000	10,453,911
<b>TOTAL OPERATING REVENUES</b>	<b>456,182,365</b>	<b>327,977,219</b>	<b>80,599,864</b>	<b>-</b>	<b>100,000</b>	<b>864,859,448</b>
<b>OPERATING EXPENSES</b>						
Compensation & benefits	457,306,204	90,956,666	110,992,717			659,255,587
Supplies & services	115,499,577	173,951,385	86,112,384	16,220,985	100,000	391,884,331
Scholarships & fellowships		7,509,995	30,000,000			37,509,995
Insurance plan						-
Depreciation				119,504,638		119,504,638
<b>TOTAL OPERATING EXPENSES</b>	<b>572,805,781</b>	<b>272,418,046</b>	<b>227,105,101</b>	<b>135,725,623</b>	<b>100,000</b>	<b>1,208,154,551</b>
<b>OPERATING INCOME/LOSS</b>	<b>(116,623,416)</b>	<b>55,559,173</b>	<b>(146,505,237)</b>	<b>(135,725,623)</b>	<b>-</b>	<b>(343,295,103)</b>
<b>NON-CAPITAL SUBSIDIES</b>						
State appropriations	153,578,812		2,375,563			155,954,375
Property & sales tax						-
Federal grants and contracts	32,925		1,959,014			1,991,939
State and local grants and contracts			46,121,000			46,121,000
Non-governmental grants and contracts						-
Gifts		22,301,131	116,164,848			138,465,979
Other	1,362,626	4,624,527				5,987,153
<b>TOTAL NON-CAPITAL SUBSIDIES</b>	<b>154,974,363</b>	<b>26,925,658</b>	<b>166,620,425</b>	<b>-</b>	<b>-</b>	<b>348,520,446</b>
<b>OPERATING INCOME/LOSS AND NON-CAPITAL SUBSIDIES</b>	<b>38,350,947</b>	<b>82,484,831</b>	<b>20,115,188</b>	<b>(135,725,623)</b>	<b>-</b>	<b>5,225,343</b>

**UNIVERSITY OF ARKANSAS, FAYETTEVILLE**  
**Budgeted Revenues, Expenses and Changes in Net Position**  
**For the Year Ending June 30, 2027**

	<u>E&amp;G</u>	<u>Auxiliary</u>	<u>Restricted</u>	<u>Plant</u>	<u>Other</u>	<u>TOTAL</u>
NON-OPERATING REVENUES (EXPENSES)						
Investment income	2,764,800	1,106,065	1,322,580		1,500,000	6,693,445
Interest on capital asset-related debt				(31,637,000)		(31,637,000)
Capital appropriations						-
Capital gifts and grants				20,000,000		20,000,000
Other	(281,788)					(281,788)
NET NON-OPERATING REVENUES	<u>2,483,012</u>	<u>1,106,065</u>	<u>1,322,580</u>	<u>(11,637,000)</u>	<u>1,500,000</u>	<u>(5,225,343)</u>
INCOME (LOSS) BEFORE UNUSUAL OR INFREQUENT ITEMS	40,833,959	83,590,896	21,437,768	(147,362,623)	1,500,000	-
UNUSUAL OR INFREQUENT ITEMS						
Impairment gain (loss) on flood damage, net						-
Pollution remediation						-
Other						-
TOTAL UNUSUAL OR INFREQUENT ITEMS	-	-	-	-	-	-
TRANSFERS IN (OUT)						
Debt Service	(31,537,451)	(45,335,210)	(60,194)	76,932,855	-	-
Other	(9,296,508)	(38,255,686)	(21,377,574)	70,429,768	(1,500,000)	-
TOTAL TRANSFERS IN (OUT)	<u>(40,833,959)</u>	<u>(83,590,896)</u>	<u>(21,437,768)</u>	<u>147,362,623</u>	<u>(1,500,000)</u>	<u>-</u>
INCREASE (DECREASE) IN NET POSITION	<u>\$ -</u>	<u>\$ -</u>	<u>\$ -</u>	<u>\$ -</u>	<u>\$ -</u>	<u>\$ -</u>
IF DECREASE IN NET POSITION ABOVE:						
Use of prior year net position to balance budget*						-
	<u>\$ -</u>	<u>\$ -</u>	<u>\$ -</u>	<u>\$ -</u>	<u>\$ -</u>	<u>\$ -</u>
*Use of prior year net position for the following:						
One-time costs for Academic, Student Services & Institutional Support						-
Capital & deferred plant maintenance projects						-
Other projects and costs						-
Total (agrees to "Use of prior year net position" above)	<u>\$ -</u>	<u>\$ -</u>	<u>\$ -</u>	<u>\$ -</u>	<u>\$ -</u>	<u>\$ -</u>
NET POSITION:						
Audited net position at June 30, 2025	\$ 293,383,000	\$ 40,133,000	\$ 30,075,000	\$1,016,695,000	\$ 120,700,000	\$1,500,986,000
Projected change in net position for year ending June 30, 2026	23,000,000	8,000,000	2,000,000	48,000,000	7,000,000	88,000,000
Projected net position at June 30, 2026	<u>\$ 316,383,000</u>	<u>\$ 48,133,000</u>	<u>\$ 32,075,000</u>	<u>\$1,064,695,000</u>	<u>\$ 127,700,000</u>	<u>\$1,588,986,000</u>

# **University of Arkansas at Fort Smith**

**UNIVERSITY OF ARKANSAS – FORT SMITH  
BUDGET SUMMARY  
FOR THE FISCAL YEAR ENDING JUNE 30, 2027**

The FY27 budget reflects both our challenges and our momentum. While we faced difficult decisions to safeguard our mission, we also secured a transformative \$15 million federal investment to create a Center for Mother and Infant Healthcare—an achievement that will elevate our impact on the region for generations.

Although we are unable to offer a COLA this year, our commitment to our faculty and staff has not wavered. We will continue working throughout the year to identify efficiencies and pursue the possibility of a one-time bonus for eligible employees. Together, we remain focused on strengthening UAFS and advancing the work that matters most to our students and our community.

## **BUDGETED REVENUES**

### **Education and General – Unrestricted**

The FY27 budget for unrestricted educational and general revenue totals \$59,478,339, net of institutional scholarships of \$6,829,000.

**Student Tuition & Fee Changes:** UAFS maintained tuition and fee increases at the HEPI index of 3.6%. In-state tuition will rise \$8 to \$228 per credit hour. Our Facilities Fee will rise \$3 to \$10 per credit hour as the University attempts to offset the increasing deferred maintenance around campus. A recent facilities condition assessment found our campus has almost \$43M of assets past its useful life and needing replacement or refurbishment.

**Enrollment Assumption:** The FY27 budget is based on a flat enrollment from actual results in FY26. While we anticipate a slight decrease in first time entering students for our freshman class, we do expect another increase in transfer students. UAFS created two initiatives to reach out to transfer students, a Smart Choice Transfer Scholarship of \$100 per credit hour and a university Road Show with campus members visiting several two-years institutions in Arkansas and Oklahoma. We received increased enrollment from all campuses that participated in our Road Show initiative and coupled with our scholarship, we anticipate increased transfers as we continue both programs.

**Other Revenue:** We are expecting to receive an almost \$260,000 increase in state funding this year from the productivity model. We are anticipating a 50% decline in sales and services as local companies have cut back on training in an uncertain economy. Although investment income is currently outperforming expectations, we are keeping our estimate at a \$1M gain until results stabilize. We remain hopeful that final performance will exceed the budget.

**UNIVERSITY OF ARKANSAS – FORT SMITH  
BUDGET SUMMARY  
FOR THE FISCAL YEAR ENDING JUNE 30, 2027**

**Auxiliary**

The FY27 budget for auxiliary revenue totals \$10,381,903, net of institutional scholarships of \$1,244,843.

**Student Tuition & Fee Changes:** The revenue from mandatory Auxiliary fees is projected to be \$4,062,396 in FY27, helped by a requested .50 cent increase in the Athletic Fee to \$19.50 per credit hour, to offset the increase in tuition.

**Athletics:** The FY27 revenue budget for athletics is \$2,227,562. We anticipate a total loss in athletics of \$1,259,876, for the year, which will be offset by auxiliary revenue from other areas and a transfer from E&G.

**Housing/Food Service:** The housing and food services revenue budget is \$6,715,000, reflecting an increase primarily due to an increase in housing and meal plan rates.

**Bookstore:** The anticipated revenue is expected to remain flat at \$350,000.

**Other Auxiliary Enterprises:** In FY27 UAFS anticipates \$355,000 in parking revenue.

**Restricted**

The FY27 Restricted budget totals \$11,526,786 plus a \$3M capital gift from the Windgate Foundation to help us complete a respiratory simulation laboratory. This includes the continuation of grants for institutional support, Federal Trio programs, UAFS Foundation, the Western Arkansas Technical Center, and various other small program activities. This does not include the \$15M for our Center for Mother and Infant Healthcare. We are awaiting specific guidance on the grant, and we are working on procuring another \$15M from private funding in order to start construction on a Health Innovation Center, which will house the Center for Mother and Infant Healthcare on its first floor.

**Plant**

We estimate \$6,625,117 of transfers into plant with the revenue being used primarily for debt service and to cover depreciation expense. Additionally, we are requesting a one-time expenditure of \$2M for critical maintenance.

**UNIVERSITY OF ARKANSAS – FORT SMITH  
BUDGET SUMMARY  
FOR THE FISCAL YEAR ENDING JUNE 30, 2027**

**BUDGETED EXPENDITURES**

**Education and General – Unrestricted**

The FY27 budget for unrestricted education and general expenditures and debt service transfers totals \$56,297,731. This amount includes operating expenses of \$54,827,697 and transfers out for debt service of \$1,470,034. This reflects an almost \$3M reduction in expenses in E&G over the FY26 budget. Much of cost reflects salaries that are now covered through gifts from the UAFS Foundation and decreases made in several areas, to include almost \$600,000 of savings in salaries and supplies from Information Technology.

**Compensation & Benefits:** The FY27 budget of \$38,993,105 is a decrease of \$613,079 from the FY26 budget.

**Supplies & Services:** The FY27 budget of \$15,834,592, which reflects an increase from FY26, primarily to account for price increases in service contracts.

**Auxiliary**

The FY27 budget for auxiliary expenditures and transfers is \$10,588,182.

**Compensation & Benefits:** A total of \$2,305,199 is budgeted for salaries and fringe benefits, a slight decrease from FY26.

**Supplies & Services:** The FY27 budget of \$5,739,948 shows an increase from FY26 for rising costs.

**Restricted**

The budget for FY27 is estimated at \$11,526,786.

**Plant**

The FY27 expense budget includes operating expenses of \$2,250,000, which includes a requested \$2M in one-time spending for critical maintenance. We will have an estimated depreciation expense of \$8,682,913, which is an increase from the previous year. We anticipate completing the \$13.6M Windgate Expansion project this June, so the change in depreciation expense reflects adding of the expansion and the sale of Sebastian Commons.

**UNIVERSITY OF ARKANSAS - FORT SMITH**  
**Budgeted Revenues, Expenses and Changes in Net Position**  
**For the Year Ending June 30, 2027**

	E&G	Auxiliary	Restricted	Plant	Other	TOTAL
<b>OPERATING REVENUE</b>						
Student tuition & fees	\$ 38,196,960	\$ 4,062,396				\$ 42,259,356
Less: Institutional scholarships	(6,829,000)	(1,106,043)				(7,935,043)
Less: Other scholarship allowances			\$ (17,344,052)			(17,344,052)
Patient services						-
Federal and county appropriations						-
Federal grants - Pell			14,000,000			14,000,000
Federal grants and contracts			3,806,336			3,806,336
State and local grants and contracts			2,120,283			2,120,283
Non-governmental grants and contracts			626,733			626,733
Sales/services of educational departments	548,000					548,000
Insurance plan						-
Auxiliary enterprises:						
Athletics		14,350				14,350
Less: Institutional scholarships						-
Less: Other scholarship allowances						-
Housing/food service		6,715,000				6,715,000
Less: Institutional scholarships		(138,800)				(138,800)
Less: Other scholarship allowances			(2,381,154)			(2,381,154)
Bookstore		350,000				350,000
Less: Institutional scholarships						-
Less: Other scholarship allowances						-
Other auxiliary enterprises		410,000				410,000
Less: Institutional scholarships						-
Less: Other scholarship allowances						-
Other operating revenues	362,000					362,000
<b>TOTAL OPERATING REVENUES</b>	<b>32,277,960</b>	<b>10,306,903</b>	<b>828,146</b>	<b>-</b>	<b>-</b>	<b>43,413,009</b>
<b>OPERATING EXPENSES</b>						
Compensation & benefits	38,993,105	2,305,200	4,523,566			45,821,871
Supplies & services	15,834,592	5,739,948	3,363,139	2,250,000		27,187,679
Scholarships & fellowships		362,280	3,640,081			4,002,361
Insurance plan						-
Depreciation				8,682,913		8,682,913
<b>TOTAL OPERATING EXPENSES</b>	<b>54,827,697</b>	<b>8,407,428</b>	<b>11,526,786</b>	<b>10,932,913</b>	<b>-</b>	<b>85,694,824</b>
<b>OPERATING INCOME/LOSS</b>	<b>(22,549,737)</b>	<b>1,899,475</b>	<b>(10,698,640)</b>	<b>(10,932,913)</b>	<b>-</b>	<b>(42,281,815)</b>
<b>NON-CAPITAL SUBSIDIES</b>						
State appropriations	26,233,964					26,233,964
Property & sales tax						-
Federal grants and contracts			729,500			729,500
State and local grants and contracts			6,500,000			6,500,000
Non-governmental grants and contracts						-
Gifts			3,469,140			3,469,140
Other						-
<b>TOTAL NON-CAPITAL SUBSIDIES</b>	<b>26,233,964</b>	<b>-</b>	<b>10,698,640</b>	<b>-</b>	<b>-</b>	<b>36,932,604</b>
<b>OPERATING INCOME/LOSS AND NON-CAPITAL SUBSIDIES</b>	<b>3,684,227</b>	<b>1,899,475</b>	<b>-</b>	<b>(10,932,913)</b>	<b>-</b>	<b>(5,349,211)</b>

**UNIVERSITY OF ARKANSAS - FORT SMITH**  
**Budgeted Revenues, Expenses and Changes in Net Position**  
**For the Year Ending June 30, 2027**

	E&G	Auxiliary	Restricted	Plant	Other	TOTAL
NON-OPERATING REVENUES (EXPENSES)						
Investment income	656,415	75,000		343,585		1,075,000
Interest on capital asset-related debt				(1,035,789)		(1,035,789)
Capital appropriations						-
Capital gifts and grants				3,000,000		3,000,000
Other	310,000					310,000
NET NON-OPERATING REVENUES	966,415	75,000	-	2,307,796	-	3,349,211
INCOME (LOSS) BEFORE UNUSUAL OR INFREQUENT ITEMS	4,650,642	1,974,475	-	(8,625,117)	-	(2,000,000)
UNUSUAL OR INFREQUENT ITEMS						
Impairment gain (loss) on flood damage, net						-
Pollution remediation						-
Other						-
TOTAL UNUSUAL OR INFREQUENT ITEMS	-	-	-	-	-	-
TRANSFERS IN (OUT)						
Debt Service	(1,470,034)	(2,180,755)		3,650,789		-
Other	(3,180,608)	206,280		2,974,328		-
TOTAL TRANSFERS IN (OUT)	(4,650,642)	(1,974,475)	-	6,625,117	-	-
INCREASE (DECREASE) IN NET POSITION	\$ -	\$ -	\$ -	\$ (2,000,000)	\$ -	\$ (2,000,000)
IF DECREASE IN NET POSITION ABOVE:						
Use of prior year net position to balance budget*				2,000,000		2,000,000
	\$ -	\$ -	\$ -	\$ -	\$ -	\$ -
*Use of prior year net position for the following:						
One-time costs for Academic, Student Services & Institutional Support						-
Capital & deferred plant maintenance projects				2,000,000		2,000,000
Other projects and costs						-
Total (agrees to "Use of prior year net position" above)	\$ -	\$ -	\$ -	\$ 2,000,000	\$ -	\$ 2,000,000
NET POSITION:						
Audited net position at June 30, 2025	\$ 15,749,676	\$ 1,579,190	\$ 992,086	\$ 99,883,452	\$ 10,184,824	\$ 128,389,228
Projected change in net position for year ending June 30, 2026	689,062	424,031	437,190	4,463,823	192,857	6,206,963
Projected net position at June 30, 2026	\$ 16,438,738	\$ 2,003,221	\$ 1,429,276	\$ 104,347,275	\$ 10,377,681	\$ 134,596,191

# **University of Arkansas at Little Rock**

**UNIVERSITY OF ARKANSAS AT LITTLE ROCK  
BUDGET SUMMARY  
FOR THE FISCAL YEAR ENDING JUNE 30, 2027**

The UA Little Rock’s proposed FY 2027 budget continues to focus on strategic enrollment management; targeting areas of recruitment, retention, and student experience. Recruitment efforts include improving scholarship funds, and enhancing our online and physical presence to attract and matriculate more students. The University launched several key retention initiatives during Fiscal Year 2023, with continued emphasis and support into FY 2027, demonstrating a commitment to enhancing the student experience and ultimately improving institutional retention rates. These creative and strategic efforts are designed to provide more comprehensive student support and address various factors contributing to student attrition. The sustained, strategic growth of our Corporate Partnerships initiative represents a vital component of our commitment to economic and workforce development within the capital city. We are expanding opportunities to connect with industry needs by offering targeted, high-impact non-credit courses. Finally, increased internships and experiential learning opportunities continue to improve the student experience and prepare our graduates for productive futures for themselves and the state of Arkansas.

**Revenues**

***Tuition***

UA Little Rock is projecting a one percent increase in student enrollment for FY 2027 compared to FY 2026. UA Little Rock is proposing a 2.9 percent increase in tuition rates; however, mandatory student fees remain flat yielding an overall two percent increase in the tuition and fee rate. We are projecting tuition and fee revenue at \$75.5 million.

***State Appropriations***

Total state appropriations for UA Little Rock are budgeted at \$67.5 million. This includes a decrease of approximately \$1.5 million in regular state appropriations compared to FY2026. Despite the decrease UA Little Rock is budgeted to receive restricted state appropriations in the amount of \$700K.

***Sales and Services of Educational Departments***

Revenues from sales and services of educational departments is expected to increase approximately \$800K compared to FY2026, primarily due to a focus on providing targeted non-credit courses designed to facilitate upskilling and reskilling to the capital city’s thriving business community.

***Auxiliaries***

Revenues from auxiliaries are projected to increase in FY 2027 and we are budgeting a 6 percent increase overall, most of which is related to an increase in student housing residents, a 4 percent increase in meal plan rates and anticipated increases in athletics ticket sales and sponsorship revenues.

**UNIVERSITY OF ARKANSAS AT LITTLE ROCK  
BUDGET SUMMARY  
FOR THE FISCAL YEAR ENDING JUNE 30, 2027**

***Restricted***

Revenues from grants and contracts are projected to increase by \$4.5 million in FY 2027 due to anticipated increase in Pell Grant activity. Gift revenues are up by 11 percent due to a focus on utilizing gifts to support student engagement initiatives and student scholarships. Anticipating a \$1 million increase in investment income compared to FY 2026, based current performance and FY2025 results.

**Expenditures**

***Salary and Fringe Benefits***

UA Little Rock is projecting compensation expenses to increase by 7.7 percent over FY 2026 projections. The increase in compensation is due to COLA raises implemented in FY2026, an increase in the number of grant funded positions and an increase in graduate assistantships. All vacant positions on unrestricted and auxiliary funding are subject to review and approval by the Chancellor & Executive Cabinet and evaluated for elimination or reallocation to strategic initiatives.

***Supplies and Services***

The budget for supplies and services is relatively flat compared to FY2026. Due to lower-than-expected state appropriation levels strategically shifted appropriate one-time expenses to restricted funds, and will actively pursue cost saving measures to align with the level of all funding sources.

***Scholarships***

Scholarship funding is being increased by approximately \$2.5 million to keep pace with growing student enrollment. Anticipating a \$1.8 million increase in scholarship expense as a result of the anticipated increase in Pell student financial aid.

***Depreciation and Plant Fund Expenditures***

The budget for depreciation expense is increasing by 9 percent compared to FY 2026. Projecting a slight decrease in plant fund expenditures compared to FY 2026, due to planned capital expenditures.

**UNIVERSITY OF ARKANSAS AT LITTLE ROCK**  
**Budgeted Revenues, Expenses and Changes in Net Position**  
**For the Year Ending June 30, 2025**

	E&G	Auxiliary	Restricted	Plant	Other	TOTAL
<b>OPERATING REVENUE</b>						
Student tuition & fees	\$ 72,507,050	\$ 3,000,000				\$ 75,507,050
Less: Institutional scholarships	(18,074,692)	(1,489,500)				(19,564,192)
Less: Other scholarship allowances			\$ (21,225,531)			(21,225,531)
Patient services						-
Federal and county appropriations						-
Federal grants - Pell			18,000,000			18,000,000
Federal grants and contracts			35,656,424			35,656,424
State and local grants and contracts			902,142			902,142
Non-governmental grants and contracts		500,000	2,061,429			2,561,429
Sales/services of educational departments	2,055,254		186,215			2,241,469
Insurance plan						-
Auxiliary enterprises:						
Athletics		2,510,831				2,510,831
Less: Institutional scholarships						-
Less: Other scholarship allowances			(740,839)			(740,839)
Housing/food service		10,217,150				10,217,150
Less: Institutional scholarships						-
Less: Other scholarship allowances		(3,475,500)	(2,918,630)			(6,394,130)
Bookstore		350,000				350,000
Less: Institutional scholarships						-
Less: Other scholarship allowances						-
Other auxiliary enterprises		1,020,872				1,020,872
Less: Institutional scholarships						-
Less: Other scholarship allowances						-
Other operating revenues	1,213,676	126,000	5,603			1,345,279
<b>TOTAL OPERATING REVENUES</b>	<b>57,701,288</b>	<b>12,759,853</b>	<b>31,926,813</b>	-	-	<b>102,387,954</b>
<b>OPERATING EXPENSES</b>						
Compensation & benefits	88,267,290	7,826,309	24,240,798			120,334,397
Supplies & services	17,292,607	9,472,311	32,790,945	1,871,046		61,426,909
Scholarships & fellowships			8,436,922			8,436,922
Insurance plan						-
Depreciation				16,064,870		16,064,870
<b>TOTAL OPERATING EXPENSES</b>	<b>105,559,897</b>	<b>17,298,620</b>	<b>65,468,665</b>	<b>17,935,916</b>	-	<b>206,263,098</b>
<b>OPERATING INCOME/LOSS</b>	<b>(47,858,609)</b>	<b>(4,538,767)</b>	<b>(33,541,852)</b>	<b>(17,935,916)</b>	-	<b>(103,875,144)</b>
<b>NON-CAPITAL SUBSIDIES</b>						
State appropriations	66,813,489		700,000			67,513,489
Property & sales tax						-
Federal grants and contracts			500,000			500,000
State and local grants and contracts			6,961,861			6,961,861
Non-governmental grants and contracts			791,344			791,344
Gifts	35,000		23,622,979			23,657,979
Other non-capital subsidies						-
<b>TOTAL NON-CAPITAL SUBSIDIES</b>	<b>66,848,489</b>	-	<b>32,576,184</b>	-	-	<b>99,424,673</b>
<b>OPERATING INCOME/LOSS AND NON-CAPITAL SUBSIDIES</b>	<b>18,989,880</b>	<b>(4,538,767)</b>	<b>(965,668)</b>	<b>(17,935,916)</b>	-	<b>(4,450,471)</b>

**UNIVERSITY OF ARKANSAS AT LITTLE ROCK**  
**Budgeted Revenues, Expenses and Changes in Net Position**  
**For the Year Ending June 30, 2025**

	<u>E&amp;G</u>	<u>Auxiliary</u>	<u>Restricted</u>	<u>Plant</u>	<u>Other</u>	<u>TOTAL</u>
<b>NON-OPERATING REVENUES (EXPENSES)</b>						
Investment income	2,500,000			100,000	2,916,000	5,516,000
Interest on capital asset-related debt				(1,931,197)		(1,931,197)
Capital appropriations						-
Capital gifts and grants						-
Other non-operating revenues (expenses)	500,000		365,668			865,668
NET NON-OPERATING REVENUES	<u>3,000,000</u>	-	<u>365,668</u>	<u>(1,831,197)</u>	<u>2,916,000</u>	<u>4,450,471</u>
INCOME (LOSS) BEFORE UNUSUAL OR INFREQUENT ITEMS	21,989,880	(4,538,767)	(600,000)	(19,767,113)	2,916,000	-
<b>UNUSUAL OR INFREQUENT ITEMS</b>						
Impairment gain (loss) on flood damage, net						-
Pollution remediation						-
Other unusual or infrequent items						-
TOTAL UNUSUAL OR INFREQUENT ITEMS	-	-	-	-	-	-
<b>TRANSFERS IN (OUT)</b>						
Debt Service	(7,458,938)	(2,779,058)		10,237,996		-
Other Transfers	(14,530,942)	7,317,825	600,000	9,529,117	(2,916,000)	-
TOTAL TRANSFERS IN (OUT)	<u>(21,989,880)</u>	<u>4,538,767</u>	<u>600,000</u>	<u>19,767,113</u>	<u>(2,916,000)</u>	<u>-</u>
INCREASE (DECREASE) IN NET POSITION	<u>\$ -</u>	<u>\$ -</u>	<u>\$ -</u>	<u>\$ -</u>	<u>\$ -</u>	<u>\$ -</u>
<b>IF DECREASE IN NET POSITION ABOVE:</b>						
Use of prior year net position to balance budget*						-
	<u>\$ -</u>	<u>\$ -</u>	<u>\$ -</u>	<u>\$ -</u>	<u>\$ -</u>	<u>\$ -</u>
<b>*Use of prior year net position for the following:</b>						
One-time costs for Academic, Student Services & Institutional Support						-
Capital & deferred plant maintenance projects						-
Other projects and costs						-
Total (agrees to "Use of prior year net position" above)	<u>\$ -</u>	<u>\$ -</u>	<u>\$ -</u>	<u>\$ -</u>	<u>\$ -</u>	<u>\$ -</u>
<b>NET POSITION:</b>						
Audited net position at June 30, 2024	\$ 44,776,595	\$ -	\$ 15,562,423	\$ 153,322,470	\$ 16,335,811	\$ 229,997,299
Projected change in net position for year ending June 30, 2025	(3,500,000)		200,000	3,500,000	300,000	500,000.00
Projected net position at June 30, 2025	<u>\$ 41,276,595</u>	<u>\$ -</u>	<u>\$ 15,762,423</u>	<u>\$ 156,822,470</u>	<u>\$ 16,635,811</u>	<u>\$ 230,497,299</u>

# **University of Arkansas at Monticello**

**UNIVERSITY OF ARKANSAS AT MONTICELLO  
BUDGET SUMMARY  
FOR THE FISCAL YEAR ENDING JUNE 30, 2027**

The proposed operating budget for the University of Arkansas at Monticello was developed by the University's Executive Council after seeking input from budget leaders of every campus unit. The University's priorities for the upcoming fiscal year are increases in budgeted salaries for University Police Officers and Admissions, as well as the addition of a new Admissions Counselor and Microbiologist. Information Technology needs also remain a top priority for the campus.

**Revenues**

***Tuition***

The University of Arkansas at Monticello is requesting an increase in tuition and mandatory fees of \$11.50 per student semester credit hour for the Monticello campus. This is an overall increase in tuition and mandatory fees of 3.59%. This increase will produce additional tuition and mandatory fees revenue of \$471,270 for the Monticello campus. An increase of 3.56% in tuition and mandatory fees for graduate courses will produce additional revenue of \$98,424 for the Monticello campus. An increase of 3.55% in tuition and mandatory fees for doctoral courses will produce additional revenue of \$268 for the Monticello campus. Additional revenue of \$125,000 has been budgeted for distance education courses delivered due to a fee increase of \$5.00 per hour.

The University is also requesting an increase in tuition and mandatory fees for the technical campuses of \$5.00 per student semester credit hour. This is an overall increase in tuition and mandatory fees for the technical campuses of 3.45%. This increase produces additional tuition and mandatory fees revenue of \$47,790 for the Crossett and McGehee campuses collectively. Likewise, the technical campuses are budgeting an increase in distance education courses delivered due to fee increases resulting in \$11,875 in additional revenue.

The recently approved Doctoral Program in the College of Forestry, Agriculture, and Natural Resources will begin in the spring of 2026. We are budgeting an increase of \$7,544 in additional revenue for anticipated enrollment.

***State Appropriations***

Total state appropriations for UAM are budgeted as flat for the coming fiscal year. State appropriations are budgeted to include Category A of the RSA forecast. Educational Excellence and Workforce 2000 funds are also budgeted flat for FY27.

**UNIVERSITY OF ARKANSAS AT MONTICELLO  
BUDGET SUMMARY  
FOR THE FISCAL YEAR ENDING JUNE 30, 2027**

**Expenditures**

***Salaries and Fringe Benefits***

Faculty promotions across various units on campus, including fringe benefits, resulted in an increase in expenses totaling \$15,000.

Additional funds have been budgeted to increase salaries for University Police Officers on all campuses to ensure competitive pay with the salaries for local law enforcement officers to continue to recruit and retain high-quality officers. These efforts have resulted in a full campus police force for the first time in several years. The total increase for this expense equals \$11,360 including fringe.

In an effort to increase recruitment opportunities the institution is funding an additional Admissions Counselor. Salaries in the Admissions department have been enhanced to become more competitive to attract and retain talent. The additional position and enhanced baseline salaries result in new expenditures of \$74,129 including fringe benefits.

The technical campuses have also made investments in various positions for both retention and recruitment of talent. These various enhancements are budgeted at \$21,024 including fringe benefits.

***Miscellaneous***

The Monticello, Crossett, and McGehee campuses are establishing a hardware replacement fund to centralize the procurement of computers throughout the campus. This will provide Information Technology an opportunity to replace computers on a consistent basis and insure technology is up to date and efficient. The total budget for this initiative is \$70,000. An additional \$50,206 has been budgeted for the increase in Information Technology maintenance contracts campus wide. In order to continue to address deferred maintenance, a separate budget has been established for \$74,965 for facilities improvements. Several vacant budgeted positions on the Monticello campus have also been eliminated through retirements and attrition with funds being reallocated to other priorities. These priorities include additional funds for various departmental M&O budgets, a new Microbiology instructor, utilities, insurance, student worker budgets and scholarships.

**UNIVERSITY OF ARKANSAS AT MONTICELLO**  
**Budgeted Revenues, Expenses and Changes in Net Position**  
**For the Year Ending June 30, 2027**

	E&G	Auxiliary	Restricted	Plant	Other	TOTAL
<b>OPERATING REVENUE</b>						
Student tuition & fees	\$ 21,349,043	\$ 2,130,606				\$ 23,479,649
Less: Institutional scholarships	(4,450,528)	(1,471,761)				(5,922,289)
Less: Other scholarship allowances			(5,942,550)			(5,942,550)
Patient services						-
Federal and county appropriations						-
Federal grants - Pell			6,775,540			6,775,540
Federal grants and contracts			1,458,004			1,458,004
State and local grants and contracts			1,717,518			1,717,518
Non-governmental grants and contracts			1,128,499			1,128,499
Sales/services of educational departments	436,559					436,559
Insurance plan						-
Auxiliary enterprises:						
Athletics		38,000				38,000
Less: Institutional scholarships						-
Less: Other scholarship allowances						-
Housing/food service		4,028,474				4,028,474
Less: Institutional scholarships						-
Less: Other scholarship allowances						-
Bookstore		65,253				65,253
Less: Institutional scholarships						-
Less: Other scholarship allowances						-
Other auxiliary enterprises		82,691				82,691
Less: Institutional scholarships						-
Less: Other scholarship allowances						-
Other operating revenues	480,167	4,200				484,367
<b>TOTAL OPERATING REVENUES</b>	<b>17,815,241</b>	<b>4,877,463</b>	<b>5,137,011</b>	<b>-</b>	<b>-</b>	<b>27,829,715</b>
<b>OPERATING EXPENSES</b>						
Compensation & benefits	23,936,666	1,921,711	1,406,393			27,264,770
Supplies & services	9,404,122	4,034,830	1,759,421			15,198,373
Scholarships & fellowships			3,702,302			3,702,302
Insurance plan						-
Depreciation				4,211,878		4,211,878
<b>TOTAL OPERATING EXPENSES</b>	<b>33,340,788</b>	<b>5,956,541</b>	<b>6,868,116</b>	<b>4,211,878</b>	<b>-</b>	<b>50,377,323</b>
<b>OPERATING INCOME/LOSS</b>	<b>(15,525,547)</b>	<b>(1,079,078)</b>	<b>(1,731,105)</b>	<b>(4,211,878)</b>	<b>-</b>	<b>(22,547,608)</b>
<b>NON-CAPITAL SUBSIDIES</b>						
State appropriations	19,473,528					19,473,528
Property & sales tax						-
Federal grants and contracts			146,971			146,971
State and local grants and contracts			1,593,845			1,593,845
Non-governmental grants and contracts						-
Gifts	249,530		47,414			296,944
Other						-
<b>TOTAL NON-CAPITAL SUBSIDIES</b>	<b>19,723,058</b>	<b>-</b>	<b>1,788,230</b>	<b>-</b>	<b>-</b>	<b>21,511,288</b>
<b>OPERATING INCOME/LOSS AND NON-CAPITAL SUBSIDIES</b>	<b>4,197,511</b>	<b>(1,079,078)</b>	<b>57,125</b>	<b>(4,211,878)</b>	<b>-</b>	<b>(1,036,320)</b>

**UNIVERSITY OF ARKANSAS AT MONTICELLO**  
**Budgeted Revenues, Expenses and Changes in Net Position**  
**For the Year Ending June 30, 2027**

	E&G	Auxiliary	Restricted	Plant	Other	TOTAL
<b>NON-OPERATING REVENUES (EXPENSES)</b>						
Investment income	607,000				250,000	857,000
Interest on capital asset-related debt				(820,680)		(820,680)
Capital appropriations				1,000,000		1,000,000
Capital gifts and grants						-
Other						-
NET NON-OPERATING REVENUES	607,000	-	-	179,320	250,000	1,036,320
INCOME (LOSS) BEFORE UNUSUAL OR INFREQUENT ITEMS	4,804,511	(1,079,078)	57,125	(4,032,558)	250,000	-
<b>UNUSUAL OR INFREQUENT ITEMS</b>						
Impairment gain (loss) on flood damage, net						-
Pollution remediation						-
Other						-
TOTAL UNUSUAL OR INFREQUENT ITEMS	-	-	-	-	-	-
<b>TRANSFERS IN (OUT)</b>						
Debt Service	(1,265,926)	(729,754)		1,995,680		-
Other	(3,538,585)	1,808,832	(57,125)	2,036,878	(250,000)	-
TOTAL TRANSFERS IN (OUT)	(4,804,511)	1,079,078	(57,125)	4,032,558	(250,000)	-
INCREASE (DECREASE) IN NET POSITION	\$ -	\$ -	\$ -	\$ -	\$ -	\$ -
<b>IF DECREASE IN NET POSITION ABOVE:</b>						
Use of prior year net position to balance budget*						-
	\$ -	\$ -	\$ -	\$ -	\$ -	\$ -
<b>*Use of prior year net position for the following:</b>						
One-time costs for Academic, Student Services & Institutional Support						-
Capital & deferred plant maintenance projects						-
Other projects and costs						-
Total (agrees to "Use of prior year net position" above)	\$ -	\$ -	\$ -	\$ -	\$ -	\$ -
<b>NET POSITION:</b>						
Audited net position at June 30, 2025	\$ 9,053,129	\$ 1,007,501	\$ 14,237,858	\$ 36,033,951	\$ 4,993,930	\$ 65,326,369
Projected change in net position for year ending June 30, 2026			(9,515,000)	10,500,000	89,156	1,074,156
Projected net position at June 30, 2026	\$ 9,053,129	\$ 1,007,501	\$ 4,722,858	\$ 46,533,951	\$ 5,083,086	\$ 66,400,525

# **University of Arkansas for Medical Sciences**

**UNIVERSITY OF ARKANSAS FOR MEDICAL SCIENCES  
BUDGET SUMMARY  
FOR THE FISCAL YEAR ENDING JUNE 30, 2027**

**OVERVIEW**

UAMS is presenting a budgeted increase in net position of \$6.4 million for FY 2027.

**OPERATING REVENUES**

Overall, operating revenues are expected to increase from the FY 2026 projection of \$2.400 billion to \$2.517 billion in FY 2027, an increase of \$116.8 million or 4.6%. Operating revenues consist of four major sources: net patient services revenue, tuition revenue, grants and contracts, and other operating revenues.

**Net Patient Services Revenue**

The total budget for net patient services revenue is \$1.657 billion, an increase of \$88.6 million or 5.4% from the FY 2026 projected amount of \$1.568 billion. The UAMS Health FY 2027 budget assumes a 6.7% increase in revenue as a result of volume growth in both inpatient and outpatient services. Inpatient revenues are expected to grow 2.8% with outpatient revenues expected to grow 8.8%.

**Tuition Revenue**

Tuition revenue is projected to increase by 6.1% in FY 2027. UAMS expects tuition revenue of \$57.3 million for FY 2027, which is an increase of \$3.3 million over projected FY 2026. This is due to an expected increase in tuition rates at the College of Medicine and the College of Pharmacy, in addition to increased enrollment in some colleges.

**Grants and Contracts**

UAMS expects grants and contracts revenue to be flat with the FY 2026 projection. Federal grants and contracts are budgeted at \$113.9 million, a decrease of \$12.1 million from the FY 2026 projection. The decrease is related to recent changes in spending priorities at the federal level. State grants and contracts are projected at \$28.3 million, a slight decrease of \$1.0 million when compared to the FY 2026 projection. Offsetting these decreases, Non-governmental grants and contracts are projected to increase by \$11.9 million to \$248.5 million in FY 2027 related to increased recruitment under the contract with Arkansas Children's Hospital (ACH).

**UNIVERSITY OF ARKANSAS FOR MEDICAL SCIENCES  
BUDGET SUMMARY  
FOR THE FISCAL YEAR ENDING JUNE 30, 2027**

**Other Operating Revenues**

The total budget for other operating revenue is \$345.9 million, an increase of 6.2% when compared to the FY 2026 projection driven by expected growth in Specialty and Contract Pharmacy revenue.

**OPERATING EXPENSES**

For the campus overall, the FY 2027 operating expense budget of \$2.625 billion is an increase of \$144.0 million from a FY 2026 projection of \$2.481 billion, or 5.8%. The increase is due to increases in compensation and benefits, increased cost of medical supplies, drugs and medicine, and an increase in depreciation expenses for capital projects across UAMS.

**Compensation and Benefits**

The total compensation and benefit budget for FY 2026 is \$1.580 billion, an increase of \$100.8 million (6.8%) from the FY 2026 projection. This increase is the result of many factors: expected growth in patient volume, growth in nongovernmental contracts including the ACH contract, budgeted compensation adjustments, increased insurance costs, and continued growth in the Cancer Institute due to the pursuit of National Cancer Institute designation.

**Supplies and Other Services**

The total supply and other services budget is \$940.1 million, an increase of \$40.7 million (4.5%) from the FY 2026 projection. The FY 2027 budget increase is driven by growth in patient volume as well as overall increases in pharmacy and medical supply cost.

**Depreciation and Amortization**

The total depreciation expense budget is \$100.8 million, an increase of \$1.5 million or 1.5% over the FY 2026 projection. This increase is primarily driven by capital projects across UAMS.

**UNIVERSITY OF ARKANSAS FOR MEDICAL SCIENCES  
BUDGET SUMMARY  
FOR THE FISCAL YEAR ENDING JUNE 30, 2027**

**NON-CAPITAL SUBSIDIES & NON-OPERATING REVENUES (EXPENSES)**

**General State Appropriations**

The budget for FY 2027 assumes a \$3.3 million increase in State Appropriations (net of Medicaid Match) over the FY 2026 projection. NCI spending is expected to increase in FY 2027.

**Investment Income**

UAMS is budgeting total investment income of \$13.9 million for FY 2027 which is a decrease of \$9.9 million from the FY 2026 projection. UAMS does not attempt to budget for unrealized market gains or losses. The budgeted investment income includes estimated earnings on funds held in trust as well as interest and realized income on cash and investments.

**Interest on Capital**

UAMS is budgeting total interest on capital of \$22.0 million for FY 2027 which is a 2.3% decrease from the current year projection.

**UNIVERSITY OF ARKANSAS FOR MEDICAL SCIENCES**  
**Budgeted Revenues, Expenses and Changes in Net Position**  
**For the Year Ending June 30, 2027**

	E&G	Auxiliary	Restricted	Plant	Other	TOTAL
<b>OPERATING REVENUE</b>						
Student tuition & fees	\$ 57,349,311					\$ 57,349,311
Less: Institutional scholarships						-
Less: Other scholarship allowances						-
Patient services	1,656,662,178					1,656,662,178
Federal and county appropriations						-
Federal grants - Pell			\$ 2,700,000			2,700,000
Federal grants and contracts	2,389,554		111,480,721			113,870,275
State and local grants and contracts	15,368,706		12,189,796	\$ 770,376	\$ 1,376	28,330,254
Non-governmental grants and contracts	223,006,451	\$ 24,830	25,491,021			248,522,302
Sales/services of educational departments	50,654,042					50,654,042
Insurance plan						-
Auxiliary enterprises:						-
Athletics						-
Less: Institutional scholarships						-
Less: Other scholarship allowances						-
Housing/food service	9,000,588	1,122,200				10,122,788
Less: Institutional scholarships						-
Less: Other scholarship allowances						-
Bookstore						-
Less: Institutional scholarships						-
Less: Other scholarship allowances						-
Other auxiliary enterprises	82,649	2,686,082			58,000	2,826,731
Less: Institutional scholarships						-
Less: Other scholarship allowances						-
Other operating revenues	344,702,595	463,945	412,100		284,250	345,862,890
<b>TOTAL OPERATING REVENUES</b>	<b>2,359,216,074</b>	<b>4,297,057</b>	<b>152,273,638</b>	<b>770,376</b>	<b>343,626</b>	<b>2,516,900,771</b>
<b>OPERATING EXPENSES</b>						
Compensation & benefits	1,460,964,852	1,221,902	117,985,204	-	305,626	1,580,477,584
Supplies & services	888,054,078	(159,665)	69,225,051	(17,171,625)	188,000	940,135,839
Scholarships & fellowships			3,935,955			3,935,955
Insurance plan						-
Depreciation				100,763,844		100,763,844
<b>TOTAL OPERATING EXPENSES</b>	<b>2,349,018,930</b>	<b>1,062,237</b>	<b>191,146,210</b>	<b>83,592,219</b>	<b>493,626</b>	<b>2,625,313,222</b>
<b>OPERATING INCOME/LOSS</b>	<b>10,197,144</b>	<b>3,234,820</b>	<b>(38,872,572)</b>	<b>(82,821,843)</b>	<b>(150,000)</b>	<b>(108,412,451)</b>
<b>NON-CAPITAL SUBSIDIES</b>						
State appropriations	37,306,401		35,013,366		150,000	72,469,767
Property & sales tax						-
Federal grants and contracts						-
State and local grants and contracts						-
Non-governmental grants and contracts						-
Gifts	29,964,559		4,203,330			34,167,889
Other						-
<b>TOTAL NON-CAPITAL SUBSIDIES</b>	<b>67,270,960</b>	<b>-</b>	<b>39,216,696</b>	<b>-</b>	<b>150,000</b>	<b>106,637,656</b>
<b>OPERATING INCOME/LOSS AND NON-CAPITAL SUBSIDIES</b>	<b>77,468,104</b>	<b>3,234,820</b>	<b>344,124</b>	<b>(82,821,843)</b>	<b>-</b>	<b>(1,774,795)</b>

**UNIVERSITY OF ARKANSAS FOR MEDICAL SCIENCES**  
**Budgeted Revenues, Expenses and Changes in Net Position**  
**For the Year Ending June 30, 2027**

	<u>E&amp;G</u>	<u>Auxiliary</u>	<u>Restricted</u>	<u>Plant</u>	<u>Other</u>	<u>TOTAL</u>
<b>NON-OPERATING REVENUES (EXPENSES)</b>						
Investment income	12,090,063	20,000	1,742,335			13,852,398
Interest on capital asset-related debt	(4,303,968)		(37,729)	(17,628,817)		(21,970,514)
Capital appropriations						-
Capital gifts and grants			16,000,000			16,000,000
Other	21,465		178,940	124,923		325,328
NET NON-OPERATING REVENUES	<u>7,807,560</u>	<u>20,000</u>	<u>17,883,546</u>	<u>(17,503,894)</u>	<u>-</u>	<u>8,207,212</u>
INCOME (LOSS) BEFORE UNUSUAL OR INFREQUENT ITEMS	85,275,664	3,254,820	18,227,670	(100,325,737)	-	6,432,417
<b>UNUSUAL OR INFREQUENT ITEMS</b>						
Impairment gain (loss) on flood damage, net						-
Pollution remediation						-
Other						-
TOTAL UNUSUAL OR INFREQUENT ITEMS	<u>-</u>	<u>-</u>	<u>-</u>	<u>-</u>	<u>-</u>	<u>-</u>
<b>TRANSFERS IN (OUT)</b>						
Debt Service	(34,546,982)	(2,809,226)		37,356,208		-
Other						-
TOTAL TRANSFERS IN (OUT)	<u>(34,546,982)</u>	<u>(2,809,226)</u>	<u>-</u>	<u>37,356,208</u>	<u>-</u>	<u>-</u>
INCREASE (DECREASE) IN NET POSITION	<u>\$ 50,728,682</u>	<u>\$ 445,594</u>	<u>\$ 18,227,670</u>	<u>\$ (62,969,529)</u>	<u>\$ -</u>	<u>\$ 6,432,417</u>
<b>IF DECREASE IN NET POSITION ABOVE:</b>						
Use of prior year net position to balance budget*						-
	<u>\$ 50,728,682</u>	<u>\$ 445,594</u>	<u>\$ 18,227,670</u>	<u>\$ (62,969,529)</u>	<u>\$ -</u>	<u>\$ 6,432,417</u>
<b>*Use of prior year net position for the following:</b>						
One-time costs for Academic, Student Services & Institutional Support						-
Capital & deferred plant maintenance projects						-
Other projects and costs						-
Total (agrees to "Use of prior year net position" above)	<u>\$ -</u>	<u>\$ -</u>	<u>\$ -</u>	<u>\$ -</u>	<u>\$ -</u>	<u>\$ -</u>
<b>NET POSITION:</b>						
Audited net position at June 30, 2025	\$ 252,081,000	\$ 4,783,000	\$ 116,048,000	\$ 345,822,000		\$ 718,734,000
Projected change in net position for year ending June 30, 2026	42,975,745	751,365	27,122,811	(24,209,163)		46,640,759
Projected net position at June 30, 2026	<u>\$ 295,056,745</u>	<u>\$ 5,534,365</u>	<u>\$ 143,170,811</u>	<u>\$ 321,612,837</u>	<u>\$ -</u>	<u>\$ 765,374,759</u>

# **University of Arkansas at Pine Bluff**

**UNIVERSITY OF ARKANSAS AT PINE BLUFF  
BUDGET SUMMARY  
FOR THE FISCAL YEAR ENDING JUNE 30, 2027**

The proposed operating budget for the University of Arkansas at Pine Bluff for FY27 was prepared using the following assumptions:

**Revenues:**

1. An increase of 0.62% in mandatory fees is proposed to address deferred maintenance and ongoing campus facility needs. All revenue generated will be prioritized for high-impact, mission critical needs that support both recruitment and retention.
2. Tuition rates will remain unchanged for FY 2027. This decision is intentional and aims to position the University to remain competitive with the regional higher education market – particularly among Historically Black Colleges and Universities (HBCUs) and other in-state institutions.
3. Food service pricing was adjusted in response to increases in the Consumer Price Index for All Urban Consumers (CPI-U). This increase maintains operational viability of dining services while continuing to provide quality and accessible meal options to students.

**Expenses:**

1. The University will continue to implement cost containment measures to offset increases in insurance premiums, utility rates, and facility maintenance.

**UNIVERSITY OF ARKANSAS AT PINE BLUFF**  
**Budgeted Revenues, Expenses and Changes in Net Position**  
**For the Year Ending June 30, 2027**

	<u>E&amp;G</u>	<u>Auxiliary</u>	<u>Restricted</u>	<u>Plant</u>	<u>Other</u>	<u>TOTAL</u>
<b>OPERATING REVENUE</b>						
Student tuition & fees	\$ 19,448,242	\$ 1,140,000		\$ 1,800,000		\$ 22,388,242
Less: Institutional scholarships	(4,102,574)	(369,636)				(4,472,210)
Less: Other scholarship allowances			\$ (6,681,000)			(6,681,000)
Patient services						-
Federal and county appropriations						-
Federal grants - Pell			9,500,000			9,500,000
Federal grants and contracts			38,255,000			38,255,000
State and local grants and contracts			2,470,000			2,470,000
Non-governmental grants and contracts			2,293,000			2,293,000
Sales/services of educational departments	138,750					138,750
Insurance plan						-
<b>Auxiliary enterprises:</b>						
Athletics		3,498,613				3,498,613
Less: Institutional scholarships	(260,179)					(260,179)
Less: Other scholarship allowances			(482,000)			(482,000)
Housing/food service		9,428,425				9,428,425
Less: Institutional scholarships	(1,223,757)	(1,903,132)				(3,126,889)
Less: Other scholarship allowances			(3,690,000)			(3,690,000)
Bookstore		50,000				50,000
Less: Institutional scholarships						-
Less: Other scholarship allowances						-
Other auxiliary enterprises		140,750				140,750
Less: Institutional scholarships	(2,427)	(4,421)				(6,848)
Less: Other scholarship allowances			(8,000)			(8,000)
Other operating revenues	484,000			225,000		709,000
<b>TOTAL OPERATING REVENUES</b>	<b>14,482,055</b>	<b>11,980,599</b>	<b>41,657,000</b>	<b>2,025,000</b>	<b>-</b>	<b>70,144,654</b>
<b>OPERATING EXPENSES</b>						
Compensation & benefits	29,737,429	4,125,727	11,118,000			44,981,156
Supplies & services	11,484,784	8,090,437	26,113,338			45,688,559
Scholarships & fellowships			2,789,000			2,789,000
Insurance plan						-
Depreciation				9,613,063		9,613,063
<b>TOTAL OPERATING EXPENSES</b>	<b>41,222,213</b>	<b>12,216,164</b>	<b>40,020,338</b>	<b>9,613,063</b>	<b>-</b>	<b>103,071,778</b>
<b>OPERATING INCOME/LOSS</b>	<b>(26,740,158)</b>	<b>(235,565)</b>	<b>1,636,662</b>	<b>(7,588,063)</b>	<b>-</b>	<b>(32,927,124)</b>
<b>NON-CAPITAL SUBSIDIES</b>						
State appropriations	30,109,022					30,109,022
Property & sales tax						-
Federal grants and contracts			1,500,000			1,500,000
State and local grants and contracts			1,150,000			1,150,000
Non-governmental grants and contracts						-
Gifts			1,500,000			1,500,000
Other			150,000			150,000
<b>TOTAL NON-CAPITAL SUBSIDIES</b>	<b>30,109,022</b>	<b>-</b>	<b>4,300,000</b>	<b>-</b>	<b>-</b>	<b>34,409,022</b>
<b>OPERATING INCOME/LOSS AND NON-CAPITAL SUBSIDIES</b>	<b>3,368,864</b>	<b>(235,565)</b>	<b>5,936,662</b>	<b>(7,588,063)</b>	<b>-</b>	<b>1,481,898</b>

**UNIVERSITY OF ARKANSAS AT PINE BLUFF**  
**Budgeted Revenues, Expenses and Changes in Net Position**  
**For the Year Ending June 30, 2027**

	<u>E&amp;G</u>	<u>Auxiliary</u>	<u>Restricted</u>	<u>Plant</u>	<u>Other</u>	<u>TOTAL</u>
<b>NON-OPERATING REVENUES (EXPENSES)</b>						
Investment income						-
Interest on capital asset-related debt				(1,481,898)		(1,481,898)
Capital appropriations						-
Capital gifts and grants						-
Other						-
NET NON-OPERATING REVENUES	-	-	-	(1,481,898)	-	(1,481,898)
<b>INCOME (LOSS) BEFORE UNUSUAL OR INFREQUENT ITEMS</b>	<b>3,368,864</b>	<b>(235,565)</b>	<b>5,936,662</b>	<b>(9,069,961)</b>	<b>-</b>	<b>-</b>
<b>UNUSUAL OR INFREQUENT ITEMS</b>						
Impairment gain (loss) on flood damage, net						-
Pollution remediation						-
Other						-
<b>TOTAL UNUSUAL OR INFREQUENT ITEMS</b>	<b>-</b>	<b>-</b>	<b>-</b>	<b>-</b>	<b>-</b>	<b>-</b>
<b>TRANSFERS IN (OUT)</b>						
Debt Service	(984,000)	(2,149,299)		3,133,299		-
Other	(2,384,864)	2,384,864	(5,936,662)	5,936,662		-
<b>TOTAL TRANSFERS IN (OUT)</b>	<b>(3,368,864)</b>	<b>235,565</b>	<b>(5,936,662)</b>	<b>9,069,961</b>	<b>-</b>	<b>-</b>
<b>INCREASE (DECREASE) IN NET POSITION</b>	<b>\$ -</b>	<b>\$ -</b>	<b>\$ -</b>	<b>\$ -</b>	<b>\$ -</b>	<b>\$ -</b>
<b>IF DECREASE IN NET POSITION ABOVE:</b>						
Use of prior year net position to balance budget*						-
	\$ -	\$ -	\$ -	\$ -	\$ -	\$ -
<b>*Use of prior year net position for the following:</b>						
One-time costs to establish Student Success Office						-
Deferred plant maintenance projects						-
Other projects and costs						-
Total (agrees to "Use of prior year net position" above)	\$ -	\$ -	\$ -	\$ -	\$ -	\$ -
<b>NET POSITION:</b>						
Audited net position at June 30, 2025	\$ 4,521,358	\$ 2,771,202	\$ 17,859,863	\$ 77,977,959	\$ 9,005,624	\$ 112,136,006
Projected change in net position for year ending June 30, 2026	-	-	-	-	-	-
Projected net position at June 30, 2026	\$ 4,521,358	\$ 2,771,202	\$ 17,859,863	\$ 77,977,959	\$ 9,005,624	\$ 112,136,006

# **University of Arkansas Grantham**

**UNIVERSITY OF ARKANSAS GRANTHAM**  
**BUDGET SUMMARY**  
**FOR THE FISCAL YEAR ENDING JUNE 30, 2027**

The University of Arkansas Grantham is a 100 percent online institution acquired by the UA Board of Trustees in November 2021. In January 2022 University of Arkansas System *eVersity* and UA Grantham began to combine operations as *eVersity* was phased out during the first half of the year.

The mission of the University of Arkansas Grantham is to provide quality, accessible, affordable, professionally-relevant programs in a continuously-changing global society. UA Grantham is committed to providing accessible learning opportunities largely for the returning adult student.

**Budget Highlights**

Revenues:

- Tuition and Fees: There is no change in the tuition rates or fees for FY 2027. UA Grantham budgeted for enrollment to stay in line with actual FY 2026 revenue for projected tuition and fees revenue of \$27,312,816.
- State Appropriation: State appropriations are not anticipated for FY 2027.

Expenditures:

- Compensation & Benefits: \$16,069,267 was budgeted for FY 2027 compensation and benefits. This includes a 3% COLA and additional extra help expense for SMEs related to course development and special projects.
- Supplies & Services: The FY 2027 budget for supplies and services is \$8,262,641 and represents a \$1.8 million increase from the FY 2026 budget. UA Grantham was able to increase the operating budget to offset increased revenue projections.
- Depreciation: \$1,142,776 was budgeted for depreciation and amortization in FY 2027, which is a \$0.08 million increase from the FY 2026 budget. This represents a projected increase in amortization expense for SBITA renewals during the fiscal year.

Debt payments to campuses for *eVersity* and UA Grantham inter-institutional loans were included in the UA Grantham budget for FY 2027.

The Restricted Fund budget was developed based on historically received grants, including Federal Pell Grants.

**UNIVERSITY OF ARKANSAS GRANTHAM**  
**Budgeted Revenues, Expenses and Changes in Net Position**  
**For the Year Ending June 30, 2027**

	E&G	Auxiliary	Restricted	Plant	Other	TOTAL
<b>OPERATING REVENUE</b>						
Student tuition & fees	\$ 27,312,816					\$ 27,312,816
Less: Institutional scholarships	(1,937,268)					(1,937,268)
Less: Other scholarship allowances			\$ (16,530,000)			(16,530,000)
Patient services						-
Federal and county appropriations						-
Federal grants - Pell			18,020,000			18,020,000
Federal grants and contracts						-
State and local grants and contracts						-
Non-governmental grants and contracts						-
Sales/services of educational departments	45,300					45,300
Insurance plan						-
Auxiliary enterprises:						
Athletics						-
Less: Institutional scholarships						-
Less: Other scholarship allowances						-
Housing/food service						-
Less: Institutional scholarships						-
Less: Other scholarship allowances						-
Bookstore						-
Less: Institutional scholarships						-
Less: Other scholarship allowances						-
Other auxiliary enterprises						-
Less: Institutional scholarships						-
Less: Other scholarship allowances						-
Other operating revenues	1,800		10,000			11,800
<b>TOTAL OPERATING REVENUES</b>	<b>25,422,648</b>	<b>-</b>	<b>1,500,000</b>	<b>-</b>	<b>-</b>	<b>26,922,648</b>
<b>OPERATING EXPENSES</b>						
Compensation & benefits	16,059,267		10,000			16,069,267
Supplies & services	8,242,641		20,000			8,262,641
Scholarships & fellowships			1,500,000			1,500,000
Insurance plan						-
Depreciation				1,142,776		1,142,776
<b>TOTAL OPERATING EXPENSES</b>	<b>24,301,908</b>	<b>-</b>	<b>1,530,000</b>	<b>1,142,776</b>	<b>-</b>	<b>26,974,684</b>
<b>OPERATING INCOME/LOSS</b>	<b>1,120,740</b>	<b>-</b>	<b>(30,000)</b>	<b>(1,142,776)</b>	<b>-</b>	<b>(52,036)</b>
<b>NON-CAPITAL SUBSIDIES</b>						
State appropriations						-
Property & sales tax						-
Federal grants and contracts			10,000			10,000
State and local grants and contracts			10,000			10,000
Non-governmental grants and contracts			10,000			10,000
Gifts						-
Other						-
<b>TOTAL NON-CAPITAL SUBSIDIES</b>	<b>-</b>	<b>-</b>	<b>30,000</b>	<b>-</b>	<b>-</b>	<b>30,000</b>
<b>OPERATING INCOME/LOSS AND NON-CAPITAL SUBSIDIES</b>	<b>1,120,740</b>	<b>-</b>	<b>-</b>	<b>(1,142,776)</b>	<b>-</b>	<b>(22,036)</b>

**UNIVERSITY OF ARKANSAS GRANTHAM**  
**Budgeted Revenues, Expenses and Changes in Net Position**  
**For the Year Ending June 30, 2027**

	E&G	Auxiliary	Restricted	Plant	Other	TOTAL
NON-OPERATING REVENUES (EXPENSES)						
Investment income	168,500					168,500
Interest on capital asset-related debt				(42,099)		(42,099)
Capital appropriations						-
Capital gifts and grants						-
Other				(104,365)		(104,365)
NET NON-OPERATING REVENUES	168,500	-	-	(146,464)	-	22,036
INCOME (LOSS) BEFORE UNUSUAL OR INFREQUENT ITEMS	1,289,240	-	-	(1,289,240)	-	-
UNUSUAL OR INFREQUENT ITEMS						
Impairment gain (loss) on flood damage, net						-
Pollution remediation						-
Other						-
TOTAL UNUSUAL OR INFREQUENT ITEMS	-	-	-	-	-	-
TRANSFERS IN (OUT)						
Debt Service	(989,219)			989,219		-
Other	(300,021)			300,021		-
TOTAL TRANSFERS IN (OUT)	(1,289,240)	-	-	1,289,240	-	-
INCREASE (DECREASE) IN NET POSITION	\$ -	\$ -	\$ -	\$ -	\$ -	\$ -
IF DECREASE IN NET POSITION ABOVE:						
Use of prior year net position to balance budget*						-
	\$ -	\$ -	\$ -	\$ -	\$ -	\$ -
*Use of prior year net position for the following:						
One-time costs for Academic, Student Services & Institutional Support						-
Capital & deferred plant maintenance projects						-
Other projects and costs						-
Total (agrees to "Use of prior year net position" above)	\$ -	\$ -	\$ -	\$ -	\$ -	\$ -
NET POSITION:						
Audited net position at June 30, 2025	\$ (2,142,366)			\$ 572,739		\$ (1,569,627)
Projected change in net position for year ending June 30, 2026	8,302,953			(239,703)		8,063,250
Projected net position at June 30, 2026	\$ 6,160,587	\$ -	\$ -	\$ 333,036	\$ -	\$ 6,493,623

**Cossatot Community College  
of the University of Arkansas**

**COSSATOT COMMUNITY COLLEGE OF THE UNIVERSITY OF ARKANSAS  
BUDGET SUMMARY  
FOR THE FISCAL YEAR ENDING JUNE 30, 2027**

**Mission Statement:**

UA Cossatot is committed to improving the lives of those in our communities by providing quality education, outstanding service, and relevant industry training.

**Budget Assumptions and Philosophy:**

UA Cossatot prepared the FY27 budget based upon the following assumptions:

- ❖ Increases in Tuition and Mandatory Fee Rates and various program fees
- ❖ Change in Accounting Treatment of Concurrent Tuition and Fees (explained below)
- ❖ 2% COLA for all faculty and staff
- ❖ Anticipated Increases in Healthcare Premiums
- ❖ Strategic Investments in Student Success Initiatives
- ❖ Expansion in Healthcare Educational Programs (New Med Lab Tech (MLT) Program)

**Estimated Revenues:**

UA Cossatot is projecting total gross Tuition and Fee revenue of \$5,761,071 for FY27, representing an overall increase of \$1,108,826. A significant portion of this increase, \$550,000, is attributable to a change in accounting treatment for concurrent tuition. Previously budgeted net of waivers, concurrent tuition will now be recorded at the gross amount.

The college also anticipates a modest enrollment increase of approximately 10 FTEs. Combined with the proposed tuition and fee rate adjustments, this is expected to generate an additional \$266,010 in revenue. The remaining \$292,816 of the increase is attributed to the implementation of a new program fee, along with other program- and course-specific fee adjustments.

State appropriations are budgeted at \$5,209,798, reflecting an increase of \$109,128 over the prior fiscal year. Local sales tax revenue is projected at \$1,808,600. Additional revenue sources include \$274,402 from sales and services of educational departments, \$36,000 in other operating revenues, and \$176,893 in investment income. These categories reflect slight declines due to changes in Workforce/Continuing Education and other factors.

**COSSATOT COMMUNITY COLLEGE OF THE UNIVERSITY OF ARKANSAS**  
**BUDGET SUMMARY**  
**FOR THE FISCAL YEAR ENDING JUNE 30, 2027**

Total projected gross revenue for Unrestricted E&G is \$13,266,764 for FY27, representing an overall increase of \$931,227 compared to FY26.

Auxiliary revenues—including Housing, the Book Rental Program, Athletics, and Café operations—are projected to total approximately \$1,025,420 for FY27.

Restricted revenues are budgeted at approximately \$2,600,000 for Federal Pell Grants and \$1,867,077 for federal grants and contracts. The federal grants budget reflects a decrease from the prior year, primarily due to several grants expected to conclude during FY27. State and local grants are estimated at \$2,250,582, while non-governmental grants and contracts are projected at \$147,500.

Additional restricted funding includes \$190,000 for other federal student aid programs, \$1,050,000 for state student aid, and \$110,000 in gifts. All projections are based on historical trends and prior-year performance.

**Budget Allocations:**

UA Cossatot is budgeting E&G expenditures for Compensation and Benefits at \$9,124,382 for FY27, reflecting an increase from the prior year due to planned salary adjustments and the addition of three new positions. Salary increases are budgeted at 2% across all employee groups. Supplies and Services are projected at \$3,006,669. In addition, the college has budgeted \$650,000 for institutional scholarships, which now includes concurrent tuition waivers that were not previously reflected in the budget.

Auxiliary expenditures for Compensation and Benefits are budgeted at \$452,593 to support Housing, Café, Athletics, and the Book Rental Program. Supplies and Services for these operations are projected at \$780,340. To support auxiliary operations, the college anticipates a transfer of approximately \$212,513 from unrestricted funds, which remains below the maximum allowable level established by ADHE.

Restricted expenditures include \$2,486,416 for Compensation and Benefits and \$1,478,743 for Supplies and Services, supporting various grants and contracts. These amounts are based on currently active grants expected to continue into FY27, as well as reasonable projections for future grant activity.

Scholarship allowances are estimated at approximately \$2,370,000, while direct scholarship expenditures to students are projected at \$1,580,000.

Depreciation expense is budgeted at \$1,200,000 for the year. Debt service is budgeted as transfers, including \$195,000 in principal payments and \$70,200 in interest expense.

**COSSATOT COMMUNITY COLLEGE OF THE UNIVERSITY OF ARKANSAS  
BUDGET SUMMARY  
FOR THE FISCAL YEAR ENDING JUNE 30, 2027**

Overall, the college is projecting a balanced position in Unrestricted E&G and Auxiliary funds. However, after transfers, the college anticipates a decrease of \$82,375 in Restricted Funds and a \$610,000 reduction in Plant Fund balance, primarily due to depreciation. In total, this results in a projected net decrease of \$692,375 for FY27. And for this, Prior Year Net Position will be used.

The college has taken a conservative approach in developing these estimates and projections and expects to maintain a stable financial position throughout FY27.

**Resource Development:**

UA Cossatot remains committed to securing external funding to advance its mission. The institution currently manages approximately \$6.5 million in multi-year grants and will continue to actively pursue new funding opportunities. Strategic priorities include strengthening student success initiatives and expanding academic and workforce programs.

**COSSATOT COMMUNITY COLLEGE OF THE UNIVERSITY OF ARKANSAS**  
**Budgeted Revenues, Expenses and Changes in Net Position**  
**For the Year Ending June 30, 2027**

	E&G	Auxiliary	Restricted	Plant	Other	TOTAL
<b>OPERATING REVENUE</b>						
Student tuition & fees	\$ 5,761,071					\$ 5,761,071
Less: Institutional scholarships	(650,000)					(650,000)
Less: Other scholarship allowances			\$ (2,370,000)			(2,370,000)
Patient services						-
Federal and county appropriations						-
Federal grants - Pell			2,600,000			2,600,000
Federal grants and contracts			1,867,077			1,867,077
State and local grants and contracts			2,250,582			2,250,582
Non-governmental grants and contracts			147,500			147,500
Sales/services of educational departments	274,402					274,402
Insurance plan						-
Auxiliary enterprises:						
Athletics		\$ 239,500				239,500
Less: Institutional scholarships						-
Less: Other scholarship allowances						-
Housing/food service		605,920				605,920
Less: Institutional scholarships						-
Less: Other scholarship allowances						-
Bookstore		180,000				180,000
Less: Institutional scholarships						-
Less: Other scholarship allowances						-
Other auxiliary enterprises						-
Less: Institutional scholarships						-
Less: Other scholarship allowances						-
Other operating revenues	36,000					36,000
<b>TOTAL OPERATING REVENUES</b>	<b>5,421,473</b>	<b>1,025,420</b>	<b>4,495,159</b>	<b>-</b>	<b>-</b>	<b>10,942,052</b>
<b>OPERATING EXPENSES</b>						
Compensation & benefits	9,124,382	452,593	2,486,416			12,063,391
Supplies & services	3,006,669	780,340	1,478,743			5,265,752
Scholarships & fellowships	3,000	5,000	1,580,000		4,000	1,592,000
Insurance plan						-
Depreciation				1,200,000		1,200,000
<b>TOTAL OPERATING EXPENSES</b>	<b>12,134,051</b>	<b>1,237,933</b>	<b>5,545,159</b>	<b>1,200,000</b>	<b>4,000</b>	<b>20,121,143</b>
<b>OPERATING INCOME/LOSS</b>	<b>(6,712,578)</b>	<b>(212,513)</b>	<b>(1,050,000)</b>	<b>(1,200,000)</b>	<b>(4,000)</b>	<b>(9,179,091)</b>
<b>NON-CAPITAL SUBSIDIES</b>						
State appropriations	5,209,798					5,209,798
Property & sales tax	1,808,600					1,808,600
Federal grants and contracts			190,000			190,000
State and local grants and contracts			1,050,000			1,050,000
Non-governmental grants and contracts			110,000			110,000
Gifts						-
Other						-
<b>TOTAL NON-CAPITAL SUBSIDIES</b>	<b>7,018,398</b>	<b>-</b>	<b>1,350,000</b>	<b>-</b>	<b>-</b>	<b>8,368,398</b>
<b>OPERATING INCOME/LOSS AND NON-CAPITAL SUBSIDIES</b>	<b>305,820</b>	<b>(212,513)</b>	<b>300,000</b>	<b>(1,200,000)</b>	<b>(4,000)</b>	<b>(810,693)</b>

**COSSATOT COMMUNITY COLLEGE OF THE UNIVERSITY OF ARKANSAS**  
**Budgeted Revenues, Expenses and Changes in Net Position**  
**For the Year Ending June 30, 2027**

	E&G	Auxiliary	Restricted	Plant	Other	TOTAL
<b>NON-OPERATING REVENUES (EXPENSES)</b>						
Investment income	176,893		3,600		8,025	188,518
Interest on capital asset-related debt	(70,200)					(70,200)
Capital appropriations						-
Capital gifts and grants						-
Other						-
NET NON-OPERATING REVENUES	106,693	-	3,600	-	8,025	118,318
INCOME (LOSS) BEFORE UNUSUAL OR INFREQUENT ITEMS	412,513	(212,513)	303,600	(1,200,000)	4,025	(692,375)
<b>UNUSUAL OR INFREQUENT ITEMS</b>						
Impairment gain (loss) on flood damage, net						-
Pollution remediation						-
Other						-
TOTAL UNUSUAL OR INFREQUENT ITEMS	-	-	-	-	-	-
<b>TRANSFERS IN (OUT)</b>						
Debt Service	(195,000)			195,000		-
Other	(217,513)	212,513	(385,975)	395,000	(4,025)	-
TOTAL TRANSFERS IN (OUT)	(412,513)	212,513	(385,975)	590,000	(4,025)	-
INCREASE (DECREASE) IN NET POSITION	\$ -	\$ -	\$ (82,375)	\$ (610,000)	\$ -	\$ (692,375)
<b>IF DECREASE IN NET POSITION ABOVE:</b>						
Use of prior year net position to balance budget*			82,375	610,000		692,375
	\$ -	\$ -	\$ -	\$ -	\$ -	\$ -
<b>*Use of prior year net position for the following:</b>						
One-time costs for Academic, Student Services & Institutional Support						-
Capital & deferred plant maintenance projects						-
Other projects and costs			82,375	610,000		692,375
Total (agrees to "Use of prior year net position" above)	\$ -	\$ -	\$ 82,375	\$ 610,000	\$ -	\$ 692,375
<b>NET POSITION:</b>						
Audited net position at June 30, 2025	\$ 2,413,337	\$ -	\$ 452,264	\$ 10,721,465	\$ 210,846	\$ 13,797,912
Projected change in net position for year ending June 30, 2026	234,850		(74,995)	296,415	24,900	481,170
Projected net position at June 30, 2026	\$ 2,648,187	\$ -	\$ 377,269	\$ 11,017,880	\$ 235,746	\$ 14,279,082

**North Arkansas College  
of the University of Arkansas**

**NORTH ARKANSAS COLLEGE OF THE UNIVERSITY OF ARKANSAS  
BUDGET SUMMARY  
FOR THE FISCAL YEAR ENDING JUNE 30, 2027**

**MISSION:** North Arkansas College of the University of Arkansas changes lives by providing high-quality, affordable, accessible education.

**VISION:** North Arkansas College of the University of Arkansas will be a pioneer in providing engaging educational, economic, and cultural opportunities.

**VALUES:** • Community • Holistic Education • Accountability • Innovation • Respect

**BUDGET HIGHLIGHTS**

Revenue Projections based on the following considerations:

- Moderate tuition rate increases proposed at \$5, \$6, and \$8 per Course Credit Hour for each of the College’s Tuition categories respectively (In-District, In-State, Out-of-State) with no increase in Mandatory or Program fees, represents an average 3.2% increase for full-time enrollment costs.
- Conservative enrollment growth estimate of 4.9 %, which is consistent with growth patterns for the College over recent years and projections for significant expansion of concurrent credit partnerships.
- A potential increase in State General Revenue Category “B” appropriations of \$258,040, if funded.

Expenditure Considerations:

- 1% Cost-of-living-adjustment (COLA) for all full-time, eligible faculty & staff included with RSA Category “A” planning, with an additional 1% COLA for full-time faculty and staff included with RSA Category “B” if funded.
- Costs for additional personnel position changes and net additions of 4 positions. (One position each in IT and Physical Education instruction/coaching, and two positions within Student Admissions & Advising).
- With continued expansion of Concurrent Credit partnerships around the Northern Arkansas region, required discounting of the College’s rates for tuition and fees is represented by significant increases in the category of “waivers” expenditures within the Operating Budget.

**NORTH ARKANSAS COLLEGE OF THE UNIVERSITY OF ARKANSAS  
BUDGET SUMMARY  
FOR THE FISCAL YEAR ENDING JUNE 30, 2027**

- Overall allocations for academic programs represented a moderate net increase, along with coverage of additional increases for utilities and other operational areas.

**Estimated Revenues:**

- Tuition and Fee revenues are projected to be \$9,443,334 for FY27. This represents an expected overall increase in Tuition and Fee revenue of \$1,033,142 based on increased student enrollment of 57 FTEs (1,710 SSCH) above current year-end projections, and the moderate tuition rate increases outlined above.
- State Appropriations are budgeted at \$9,062,886. This represents an increase in state appropriations from the prior year of \$258,040 fully within RSA Category “B”, and no change in EETF and Workforce 2000 funding of \$1,275,177.
- Local Boone County Millage receipts are budgeted at \$1,139,646 for the purpose of debt service and capital support.
- Revenues from Auxiliary enterprises, including Housing, Food Service, Athletics, and the College Store, are expected to total \$1,971,700 for FY27, along with a planned transfer from unrestricted funds totaling \$600,896 in student fee revenues earmarked for support of auxiliary operations and activities.
- Restricted revenues are budgeted at approximately \$11,944,800, including Federal Pell funds of \$5,000,000.

**Budget Allocations:**

- Operating expense for Compensation & Benefits is budgeted at \$ 12,019,811. This is an increase over the prior year, reflecting Cost-of-living raises, new positions, and other net adjustments. Supplies & Services are budgeted at \$3,754,711 for FY27, with additional Education & General outlays planned at \$2,268,820 for student aid and capital interest expense.
- Auxiliary expenditures for Compensation & Benefits are budgeted at \$ 578,513. Another \$1,994,083 is budgeted for Supplies & Services, and for the purchase of sales inventories.
- Restricted expenditures for Grant program Compensation & Benefits are budgeted at \$3,421,270 while program costs for Supplies & Services are estimated at \$ 1,952,650 based on expectations for continuing programs. Non-institutional scholarship aid in addition to federal Pell funding is projected to be \$2,230,746.

**NORTH ARKANSAS COLLEGE OF THE UNIVERSITY OF ARKANSAS  
BUDGET SUMMARY  
FOR THE FISCAL YEAR ENDING JUNE 30, 2027**

**Note:**

- The NACUA Budget shows a negative E&G Fund Net Position as of June 30, 2025, of (\$1,247,756) due to the College's Net Pension & OPEB Liability (\$8,245,006) being larger than the balance of Unrestricted Net Assets of \$6,997,250 at the end of FY2025. Net Pension Liability is allocated by the Arkansas Public Employee and Teacher Retirement Systems to all public Colleges and Universities that have or had employees participating in those plans. The allocation reflects the College's share of the future obligation to provide continuing benefits to its retirees, but it does not represent an expected actual cash outlay. Due to its larger employee participation in those pension systems over time, NACUA's allocated Net Pension Liability is proportionately higher in relation to College operating net assets than most other state institutions. The liability is expected to continue gradually declining going forward as participation in the state retirement systems is no longer available for new NACUA employees.

**NORTH ARKANSAS COLLEGE OF THE UNIVERSITY OF ARKANSAS**  
**Budgeted Revenues, Expenses and Changes in Net Position**  
**For the Year Ending June 30, 2027**

	E&G	Auxiliary	Restricted	Plant	Other	TOTAL
<b>OPERATING REVENUE</b>						
Student tuition & fees	\$ 9,443,334					\$ 9,443,334
Less: Institutional scholarships	(2,127,520)					(2,127,520)
Less: Other scholarship allowances			\$ (4,405,134)			(4,405,134)
Patient services						-
Federal and county appropriations						-
Federal grants - Pell			5,000,000			5,000,000
Federal grants and contracts	200,000					200,000
State and local grants and contracts			168,800			168,800
Non-governmental grants and contracts						-
Sales/services of educational departments	6,000					6,000
Insurance plan						-
Auxiliary enterprises:						
Athletics		21,500				21,500
Less: Institutional scholarships						-
Less: Other scholarship allowances						-
Housing/food service		633,700				633,700
Less: Institutional scholarships						-
Less: Other scholarship allowances						-
Bookstore		1,311,000				1,311,000
Less: Institutional scholarships						-
Less: Other scholarship allowances						-
Other auxiliary enterprises		5,500				5,500
Less: Institutional scholarships						-
Less: Other scholarship allowances						-
Other operating revenues	50,000		13,000			63,000
<b>TOTAL OPERATING REVENUES</b>	<b>7,571,814</b>	<b>1,971,700</b>	<b>776,666</b>	<b>-</b>	<b>-</b>	<b>10,320,180</b>
<b>OPERATING EXPENSES</b>						
Compensation & benefits	12,019,811	578,513	3,421,270			16,019,594
Supplies & services	3,754,711	1,866,883	1,952,650			7,574,244
Scholarships & fellowships		127,200	2,230,746			2,357,946
Insurance plan						-
Depreciation				1,683,195		1,683,195
<b>TOTAL OPERATING EXPENSES</b>	<b>15,774,522</b>	<b>2,572,596</b>	<b>7,604,666</b>	<b>1,683,195</b>	<b>-</b>	<b>27,634,979</b>
<b>OPERATING INCOME/LOSS</b>	<b>(8,202,708)</b>	<b>(600,896)</b>	<b>(6,828,000)</b>	<b>(1,683,195)</b>	<b>-</b>	<b>(17,314,799)</b>
<b>NON-CAPITAL SUBSIDIES</b>						
State appropriations	9,062,886					9,062,886
Property & sales tax				1,139,646		1,139,646
Federal grants and contracts			3,280,000			3,280,000
State and local grants and contracts			2,933,000			2,933,000
Non-governmental grants and contracts						-
Gifts			550,000			550,000
Other						-
<b>TOTAL NON-CAPITAL SUBSIDIES</b>	<b>9,062,886</b>	<b>-</b>	<b>6,763,000</b>	<b>1,139,646</b>	<b>-</b>	<b>16,965,532</b>
<b>OPERATING INCOME/LOSS AND NON-CAPITAL SUBSIDIES</b>	<b>860,178</b>	<b>(600,896)</b>	<b>(65,000)</b>	<b>(543,549)</b>	<b>-</b>	<b>(349,267)</b>

**NORTH ARKANSAS COLLEGE OF THE UNIVERSITY OF ARKANSAS**  
**Budgeted Revenues, Expenses and Changes in Net Position**  
**For the Year Ending June 30, 2027**

	<u>E&amp;G</u>	<u>Auxiliary</u>	<u>Restricted</u>	<u>Plant</u>	<u>Other</u>	<u>TOTAL</u>
<b>NON-OPERATING REVENUES (EXPENSES)</b>						
Investment income	160,000		65,000	50,000		275,000
Interest on capital asset-related debt	(16,500)			(264,136)		(280,636)
Capital appropriations						-
Capital gifts and grants						-
Other				250,000		250,000
NET NON-OPERATING REVENUES	<u>143,500</u>	-	<u>65,000</u>	<u>35,864</u>	-	<u>244,364</u>
INCOME (LOSS) BEFORE UNUSUAL OR INFREQUENT ITEMS	1,003,678	(600,896)	-	(507,685)	-	(104,903)
<b>UNUSUAL OR INFREQUENT ITEMS</b>						
Impairment gain (loss) on flood damage, net						-
Pollution remediation						-
Other						-
TOTAL UNUSUAL OR INFREQUENT ITEMS	-	-	-	-	-	-
<b>TRANSFERS IN (OUT)</b>						
Debt Service	(124,800)			124,800		-
Other	(878,878)	600,896		277,982		-
TOTAL TRANSFERS IN (OUT)	<u>(1,003,678)</u>	<u>600,896</u>	-	<u>402,782</u>	-	-
INCREASE (DECREASE) IN NET POSITION	<u>\$ -</u>	<u>\$ -</u>	<u>\$ -</u>	<u>\$ (104,903)</u>	<u>\$ -</u>	<u>\$ (104,903)</u>
<b>IF DECREASE IN NET POSITION ABOVE:</b>						
Use of prior year net position to balance budget*				104,903		104,903
	<u>\$ -</u>	<u>\$ -</u>	<u>\$ -</u>	<u>\$ -</u>	<u>\$ -</u>	<u>\$ -</u>
<b>*Use of prior year net position for the following:</b>						
One-time costs to establish Student Success Office						-
Deferred plant maintenance projects						-
Other projects and costs				104,903		104,903
Total (agrees to "Use of prior year net position" above)	<u>\$ -</u>	<u>\$ -</u>	<u>\$ -</u>	<u>\$ 104,903</u>	<u>\$ -</u>	<u>\$ 104,903</u>
<b>NET POSITION:</b>						
Audited net position at June 30, 2025	\$ (1,247,756)	\$ 452,059	\$ 1,147,421	\$ 19,952,513	\$ 342,854	\$ 20,647,091
Projected change in net position for year ending June 30, 2026	-	-	-	-	-	-
Projected net position at June 30, 2026	<u>\$ (1,247,756)</u>	<u>\$ 452,059</u>	<u>\$ 1,147,421</u>	<u>\$ 19,952,513</u>	<u>\$ 342,854</u>	<u>\$ 20,647,091</u>

**Phillips Community College  
of the University of Arkansas**

**PHILLIPS COMMUNITY COLLEGE OF THE UNIVERSITY OF ARKANSAS**  
**BUDGET SUMMARY**  
**FOR THE FISCAL YEAR ENDING JUNE 30, 2027**

PCCUA strives to operate in a fiscally responsible manner keeping in mind the burden the cost of higher education places on our students and the taxpayers of Arkansas. We are continually monitoring our operating revenues, expenses, and physical assets to be as efficient as possible while maintaining the level of service that is expected from our students and the community. As we continue to face the economic instability of the Delta region, PCCUA's Fiscal Year 2027 budget attempts to reflect the College's effort to be fiscally responsible with the resources available.

**Estimated Revenues**

PCCUA is anticipating a modest 0.90% increase in budgeted E&G revenues for the 2027 fiscal year. Factors that play an important role in projecting these revenues for the upcoming fiscal year include the following:

- **Tuition and Fees** - PCCUA is projecting an overall increase in tuition and fees for the upcoming academic year. In-State Tuition is projected to increase a modest 2.50% (\$2 per SSCH). Mandatory fees are projected to increase 5.61% or \$2 per SSCH. Tuition and fees for concurrent and secondary center students will remain the same for FY27. Overall, the increase in tuition and fees will be just at 3.06%.
- **State General Revenues** - PCCUA is anticipating a very small increase in the overall funding of the Revenue Stabilization Act (RSA) funds, Educational Excellence Trust Funds (EETF) and Workforce 2000 Development Funds. This results primarily from a slight increase in RSA of \$516 which has been designated as Category B funding. EETF funds are project to increase by just \$2,230 for FY27.
- **Local Sales/Property Tax** - PCCUA is anticipating a slight increase in collections from sales and/or property tax revenues.
- **Other Revenues** - All other revenues are projected to remain fairly stable with a modest increase expected in investment income and sales/services of educational departments.

**PHILLIPS COMMUNITY COLLEGE OF THE UNIVERSITY OF ARKANSAS  
BUDGET SUMMARY  
FOR THE FISCAL YEAR ENDING JUNE 30, 2027**

The following is a breakdown, by source, of FY26 estimated E&G revenues:

	<i>Amount</i>	<i>% to Total</i>
Tuition and Fees	\$ 2,636,353	15.66%
Local Sales/Property Taxes	2,510,000	14.91%
RSA : Category A	8,756,826	52.01%
EETF	1,217,435	7.23%
WF2000	529,856	3.15%
Other Revenue Sources	1,185,225	7.04%
<b>Total</b>	<b>\$ 16,835,695</b>	<b>100.00%</b>

**Expense Allocations**

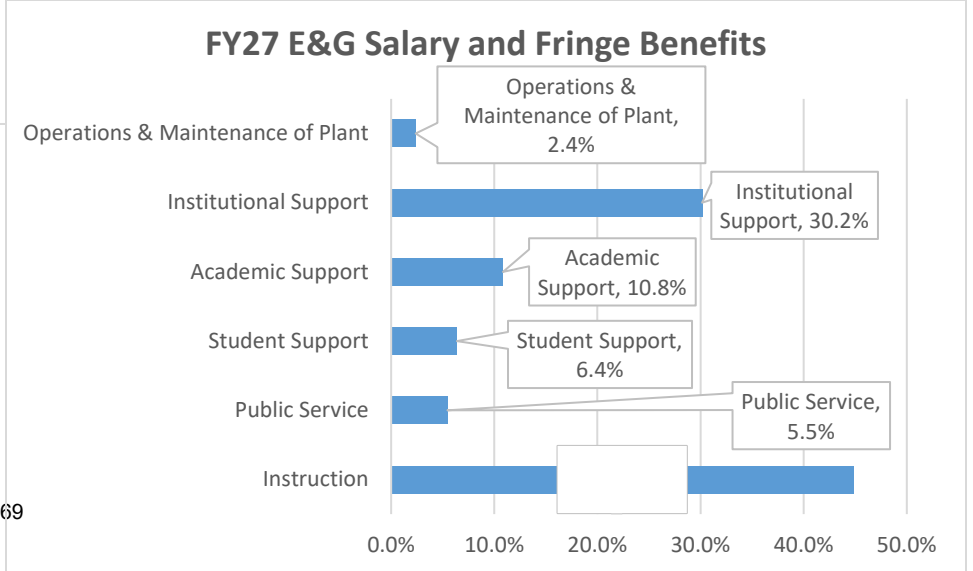
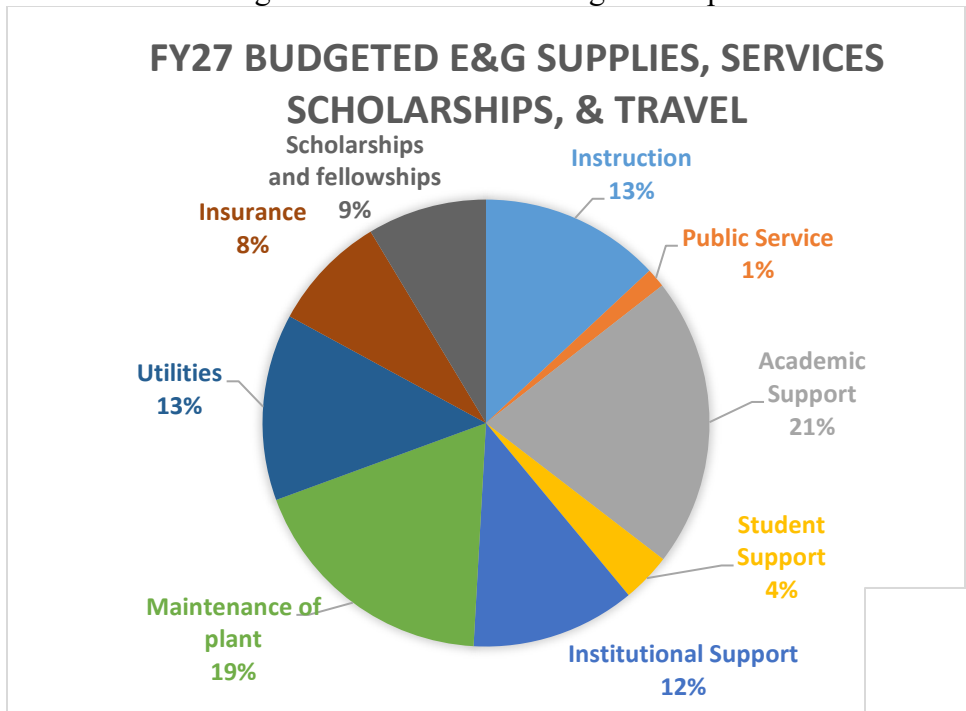
PCCUA has strategically realigned budget allocations in all areas to achieve savings and provide adequate funding for critical programs and initiatives. The College achieved savings in salary and fringe benefits through filling only necessary positions, reassignment of duties, increasing faculty teaching workloads, reducing the amount of part-time employment, and the elimination of vacant positions.

A well-deserved cost of living adjustment of 1.0% (minimum increase \$500) for faculty and staff has been included in the FY27 budget. All operating (supplies/services/travel) budgets were examined and adjusted as necessary. Departmental allocation reflected in the FY27 budget either remained consistent or adjusted if necessary, based on departmental needs or cost savings measures initiated by the College in recent years along with other factors.

These savings have provided needed funding for College operations and for our thriving programs in nursing, commercial truck driving, welding, and HVAC/construction. The College also continues to provide support for our enhanced recruiting, retention, and graduation efforts and to assist with workforce training and economic development efforts. Enhancing security, both physical and cyber, are also on the forefront of the College's efforts.

**PHILLIPS COMMUNITY COLLEGE OF THE UNIVERSITY OF ARKANSAS  
BUDGET SUMMARY  
FOR THE FISCAL YEAR ENDING JUNE 30, 2027**

The College utilizes factors such as student FTE/headcount by campus, campus services, and building maintenance requirements (square footage, acreage, and age) in the funding distribution by campus. The Helena Campus provides many centralized operations, programs, and services which results in a greater percent to total. In addition, all Secondary and Career Technical Center expenses are reflected in the budget allocation for the Stuttgart Campus which increases the percent to total for that campus.



**PHILLIPS COMMUNITY COLLEGE OF THE UNIVERSITY OF ARKANSAS  
BUDGET SUMMARY  
FOR THE FISCAL YEAR ENDING JUNE 30, 2027**

**Cost Containment Measures**

PCCUA continues to implement cost containment measures initiated over the past fiscal years to help curb expenses. Over the past several fiscal years, the College converted most desktop printing to more centralize copier-based printing, significantly reduced cellular telephone service, reduced internet costs through the final connectivity phase to AERON, installed energy-efficient LED lighting and HVAC systems, transitioned to a cloud-based telephone system which resulted in significant monthly cost savings, and outsourced grounds maintenance on all three campuses. As older roofing systems need replacement, the College has utilized energy-efficient systems including highly insulated standing seam metal panels. PCCUA also examined service and/or maintenance-support agreements to determine the best value, eliminating when possible, for the college resulting in cost savings. With the conversion to Workday, the College has examined support systems and third-party software and discontinued services when possible. PCCUA's enhanced budgeting process has enabled the College to more closely monitor expenses and identify areas for cost saving.

As the fiscal year progresses, PCCUA will continue to evaluate its FY2027 Budget. As the economic climate and enrollment outlook change during the fiscal year, the budget will be re-examined and adjusted as necessary.

Dr. G. Keith Pinchback  
Chancellor

**PHILLIPS COMMUNITY COLLEGE OF THE UNIVERSITY OF ARKANSAS**  
**Budgeted Revenues, Expenses and Changes in Net Position**  
**For the Year Ending June 30, 2027**

	E&G	Auxiliary	Restricted	Plant	Other	TOTAL
<b>OPERATING REVENUE</b>						
Student tuition & fees	\$ 2,636,353					\$ 2,636,353
Less: Institutional scholarships	(211,022)					(211,022)
Less: Other scholarship allowances			(1,927,387)			(1,927,387)
Patient services						-
Federal and county appropriations						-
Federal grants - Pell			2,932,896			2,932,896
Federal grants and contracts			1,597,601			1,597,601
State and local grants and contracts	475,000		839,746			1,314,746
Non-governmental grants and contracts						-
Sales/services of educational departments	213,000		50,000			263,000
Insurance plan						-
Auxiliary enterprises:						
Athletics		\$ 18,000				18,000
Less: Institutional scholarships		(44,656)				(44,656)
Less: Other scholarship allowances						-
Housing/food service		140,000				140,000
Less: Institutional scholarships						-
Less: Other scholarship allowances						-
Bookstore		310,000				310,000
Less: Institutional scholarships						-
Less: Other scholarship allowances						-
Other auxiliary enterprises		77,000				77,000
Less: Institutional scholarships						-
Less: Other scholarship allowances						-
Other operating revenues	27,225					27,225
<b>TOTAL OPERATING REVENUES</b>	<b>3,140,556</b>	<b>500,344</b>	<b>3,492,856</b>	<b>-</b>	<b>-</b>	<b>7,133,756</b>
<b>OPERATING EXPENSES</b>						
Compensation & benefits	10,505,297	58,964	1,560,639			12,124,900
Supplies & services	4,057,098	466,780	861,608	420,221		5,805,707
Scholarships & fellowships	172,343	38,626	1,775,738			1,986,707
Insurance plan						-
Depreciation				1,835,688		1,835,688
<b>TOTAL OPERATING EXPENSES</b>	<b>14,734,738</b>	<b>564,370</b>	<b>4,197,985</b>	<b>2,255,909</b>	<b>-</b>	<b>21,753,002</b>
<b>OPERATING INCOME/LOSS</b>	<b>(11,594,182)</b>	<b>(64,026)</b>	<b>(705,129)</b>	<b>(2,255,909)</b>	<b>-</b>	<b>(14,619,246)</b>
<b>NON-CAPITAL SUBSIDIES</b>						
State appropriations	10,504,117					10,504,117
Property & sales tax	2,510,000					2,510,000
Federal grants and contracts			186,929			186,929
State and local grants and contracts			503,200			503,200
Non-governmental grants and contracts						-
Gifts	275,000					275,000
Other						-
<b>TOTAL NON-CAPITAL SUBSIDIES</b>	<b>13,289,117</b>	<b>-</b>	<b>690,129</b>	<b>-</b>	<b>-</b>	<b>13,979,246</b>
<b>OPERATING INCOME/LOSS AND NON-CAPITAL SUBSIDIES</b>	<b>1,694,935</b>	<b>(64,026)</b>	<b>(15,000)</b>	<b>(2,255,909)</b>	<b>-</b>	<b>(640,000)</b>

**PHILLIPS COMMUNITY COLLEGE OF THE UNIVERSITY OF ARKANSAS**  
**Budgeted Revenues, Expenses and Changes in Net Position**  
**For the Year Ending June 30, 2027**

	<u>E&amp;G</u>	<u>Auxiliary</u>	<u>Restricted</u>	<u>Plant</u>	<u>Other</u>	<u>TOTAL</u>
<b>NON-OPERATING REVENUES (EXPENSES)</b>						
Investment income	150,000		15,000	30,000		195,000
Interest on capital asset-related debt				(240,361)		(240,361)
Capital appropriations						-
Capital gifts and grants				100,000		100,000
Other	45,000					45,000
NET NON-OPERATING REVENUES	195,000	-	15,000	(110,361)	-	99,639
INCOME (LOSS) BEFORE UNUSUAL OR INFREQUENT ITEMS	1,889,935	(64,026)	-	(2,366,270)	-	(540,361)
<b>UNUSUAL OR INFREQUENT ITEMS</b>						
Impairment gain (loss) on flood damage, net						-
Pollution remediation						-
Other						-
TOTAL UNUSUAL OR INFREQUENT ITEMS	-	-	-	-	-	-
<b>TRANSFERS IN (OUT)</b>						
Debt Service	(725,909)			725,909		-
Other	(1,164,026)	64,026		1,100,000		-
TOTAL TRANSFERS IN (OUT)	(1,889,935)	64,026	-	1,825,909	-	-
INCREASE (DECREASE) IN NET POSITION	\$ -	\$ -	\$ -	\$ (540,361)	\$ -	\$ (540,361)
<b>IF DECREASE IN NET POSITION ABOVE:</b>						
Use of prior year net position to balance budget*				540,361		540,361
	\$ -	\$ -	\$ -	\$ -	\$ -	\$ -
<b>*Use of prior year net position for the following:</b>						
One-time costs for Academic, Student Services & Institutional Support						-
Capital & deferred plant maintenance projects				540,361		540,361
Other projects and costs						-
Total (agrees to "Use of prior year net position" above)	\$ -	\$ -	\$ -	\$ 540,361	\$ -	\$ 540,361
<b>NET POSITION:</b>						
Audited net position at June 30, 2025	\$ 9,872,683	\$ 198,196	\$ 357,192	\$ 20,445,109		\$ 30,873,180
Projected change in net position for year ending June 30, 2026	450,000	35,000	-			485,000
Projected net position at June 30, 2026	\$ 10,322,683	\$ 233,196	\$ 357,192	\$ 20,445,109	\$ -	\$ 31,358,180

**University of Arkansas  
Community College at Batesville**

**UNIVERSITY OF ARKANSAS COMMUNITY COLLEGE AT BATESVILLE**  
**BUDGET SUMMARY**  
**FOR THE FISCAL YEAR ENDING JUNE 30, 2027**

The University of Arkansas Community College at Batesville is a comprehensive community college providing affordable access to technical education and college transfer programs that meet the higher education needs of the citizens of north central Arkansas. The College promotes economic development and enhances quality of life for the service area through adult education, associate's degree programs, customized business and industry training, and continuing education programs.

**Purpose**

Improve lives.

**Mission**

Improve lives by empowering the people of north central Arkansas through education and skills development.

**Vision**

Empowering people to thrive through student success, organizational excellence, community engagement, and economic prosperity.

**Values**

- **Caring** – We engage with respect and compassion to foster a sense of belonging.
- **Integrity** – We commit to accountability, transparency, and trust.
- **Learning** - We promote lifelong learning, curiosity, and discovery.
- **Transformation** – We drive advancement through resilience and innovation.

**UNIVERSITY OF ARKANSAS COMMUNITY COLLEGE AT BATESVILLE**  
**BUDGET SUMMARY**  
**FOR THE FISCAL YEAR ENDING JUNE 30, 2027**

**Budget Assumptions and Philosophy**

The College's budget development is a collaborative process of the College's administrative and cabinet members with their respective budget managers. The budget is prepared to align resources with the institution's strategic plan of improving lives and promoting student success. The FY27 budget is built upon State funding of General Revenue of \$4,422,953, and Workforce 2000 projection of \$866,760, along with Tuition and Fee projections of \$4,523,399. The FY27 budget creates an efficient direction toward improving student success and retention and meeting the needs of our community through community-based programs.

The operating budget was prepared assuming the following:

- State appropriations category A, \$4,318,464, category B, \$75,486, Workforce 2000, \$866,760, and AHECB adjustment, \$29,003 total \$5,289,713, an increase of \$104,789 from FY26.
- Increase in tuition and mandatory fees of 4.69%.
- Increases in program-specific fees due to inflationary costs.
- A two percent cost of living increase for full-time employees.
- Revenue from the ¼ cent county sales tax is forecasted to generate \$2,250,000, an increase of \$200,000 from FY26.
- Flat projections in student enrollment FTE and SSCH.
- Department operating budgets were prepared based on a 3-year average methodology.
- Final debt service payment of \$207,556 for the Workforce Training Center.
- Expenses associated with Workday.
- Increase in premium cost for health insurance and property insurance.
- Gateway Center Farm Project operational expenses forecasted and budgeted.
- Deferred critical maintenance mandatory transfer of \$1,000,000 for depreciation expense.

**UNIVERSITY OF ARKANSAS COMMUNITY COLLEGE AT BATESVILLE**  
**BUDGET SUMMARY**  
**FOR THE FISCAL YEAR ENDING JUNE 30, 2027**

**Budget Allocations**

The budget was prepared with sensitivity to the projected needs of the campus as it continues to develop and cope with the economic situations of higher inflation and a transitional student population accommodating traditional College students along with an increasing High School concurrent enrollment. Reallocations were recorded to cover the cost of departmental budgets.

Scholarships remain an especially important part of the UACCB mission. The FY27 budget has student scholarships funded at \$500,000.

Debt service for FY27 is \$207,556. This payment is to the Arkansas Revolving Loan Account for funds used in the construction of the Workforce Training Center. This will be the last payment freeing up funds for operational costs in the future.

**UNIVERSITY OF ARKANSAS COMMUNITY COLLEGE AT BATESVILLE**  
**Budgeted Revenues, Expenses and Changes in Net Position**  
**For the Year Ending June 30, 2027**

	E&G	Auxiliary	Restricted	Plant	Other	TOTAL
<b>OPERATING REVENUE</b>						
Student tuition & fees	\$ 4,523,399					\$ 4,523,399
Less: Institutional scholarships	(500,000)					(500,000)
Less: Other scholarship allowances			\$ (2,000,000)			(2,000,000)
Patient services						-
Federal and county appropriations						-
Federal grants - Pell			2,800,000			2,800,000
Federal grants and contracts			866,775			866,775
State and local grants and contracts			858,879			858,879
Non-governmental grants and contracts						-
Sales/services of educational departments	151,000					151,000
Insurance plan						-
Auxiliary enterprises:						-
Athletics						-
Less: Institutional scholarships						-
Less: Other scholarship allowances						-
Housing/food service		\$ 120,000				120,000
Less: Institutional scholarships						-
Less: Other scholarship allowances						-
Bookstore		100,000				100,000
Less: Institutional scholarships						-
Less: Other scholarship allowances						-
Other auxiliary enterprises		14,100				14,100
Less: Institutional scholarships						-
Less: Other scholarship allowances						-
Other operating revenues	13,500					13,500
<b>TOTAL OPERATING REVENUES</b>	<b>4,187,899</b>	<b>234,100</b>	<b>2,525,654</b>	<b>-</b>	<b>-</b>	<b>6,947,653</b>
<b>OPERATING EXPENSES</b>						
Compensation & benefits	6,848,729	127,473	1,487,142			8,463,344
Supplies & services	3,518,585	216,769	1,761,888	206,154		5,703,396
Scholarships & fellowships	180,000		1,336,427			1,516,427
Insurance plan						-
Depreciation				1,000,000		1,000,000
<b>TOTAL OPERATING EXPENSES</b>	<b>10,547,314</b>	<b>344,242</b>	<b>4,585,457</b>	<b>1,206,154</b>	<b>-</b>	<b>16,683,167</b>
<b>OPERATING INCOME/LOSS</b>	<b>(6,359,415)</b>	<b>(110,142)</b>	<b>(2,059,803)</b>	<b>(1,206,154)</b>	<b>-</b>	<b>(9,735,514)</b>
<b>NON-CAPITAL SUBSIDIES</b>						
State appropriations	5,289,713					5,289,713
Property & sales tax	2,250,000					2,250,000
Federal grants and contracts			1,609,803	-		1,609,803
State and local grants and contracts			450,000	-		450,000
Non-governmental grants and contracts						-
Gifts						-
Other non-capital subsidies						-
<b>TOTAL NON-CAPITAL SUBSIDIES</b>	<b>7,539,713</b>	<b>-</b>	<b>2,059,803</b>	<b>-</b>	<b>-</b>	<b>9,599,516</b>
<b>OPERATING INCOME/LOSS AND NON-CAPITAL SUBSIDIES</b>	<b>1,180,298</b>	<b>(110,142)</b>	<b>-</b>	<b>(1,206,154)</b>	<b>-</b>	<b>(135,998)</b>

**UNIVERSITY OF ARKANSAS COMMUNITY COLLEGE AT BATESVILLE**  
**Budgeted Revenues, Expenses and Changes in Net Position**  
**For the Year Ending June 30, 2027**

	E&G	Auxiliary	Restricted	Plant	Other	TOTAL
<b>NON-OPERATING REVENUES (EXPENSES)</b>						
Investment income	130,000					130,000
Interest on capital asset-related debt				(1,402)		(1,402)
Capital appropriations						-
Capital gifts and grants			-	-		-
Other non-operating revenues (expenses)	7,400					7,400
<b>NET NON-OPERATING REVENUES</b>	<b>137,400</b>	<b>-</b>	<b>-</b>	<b>(1,402)</b>	<b>-</b>	<b>135,998</b>
<b>INCOME (LOSS) BEFORE UNUSUAL OR INFREQUENT ITEMS</b>	<b>1,317,698</b>	<b>(110,142)</b>	<b>-</b>	<b>(1,207,556)</b>	<b>-</b>	<b>-</b>
<b>UNUSUAL OR INFREQUENT ITEMS</b>						
Impairment gain (loss) on flood damage, net						-
Pollution remediation						-
Other unusual or infrequent items						-
<b>TOTAL UNUSUAL OR INFREQUENT ITEMS</b>	<b>-</b>	<b>-</b>	<b>-</b>	<b>-</b>	<b>-</b>	<b>-</b>
<b>TRANSFERS IN (OUT)</b>						
Debt Service	(207,556)			207,556		-
Other Transfers	(1,110,142)	110,142		1,000,000		-
<b>TOTAL TRANSFERS IN (OUT)</b>	<b>(1,317,698)</b>	<b>110,142</b>	<b>-</b>	<b>1,207,556</b>	<b>-</b>	<b>-</b>
<b>INCREASE (DECREASE) IN NET POSITION</b>	<b>\$ -</b>	<b>\$ -</b>	<b>\$ -</b>	<b>\$ -</b>	<b>\$ -</b>	<b>\$ -</b>
<b>IF DECREASE IN NET POSITION ABOVE:</b>						
Use of prior year net position to balance budget*						-
	<b>\$ -</b>	<b>\$ -</b>	<b>\$ -</b>	<b>\$ -</b>	<b>\$ -</b>	<b>\$ -</b>
<b>*Use of prior year net position for the following:</b>						
One-time costs for Academic, Student Services & Institutional Support						-
Capital & deferred plant maintenance projects						-
Other projects and costs						-
Total (agrees to "Use of prior year net position" above)	<b>\$ -</b>	<b>\$ -</b>	<b>\$ -</b>	<b>\$ -</b>	<b>\$ -</b>	<b>\$ -</b>
<b>NET POSITION:</b>						
Audited net position at June 30, 2025	\$ 6,673,362		\$ 48,610	\$ 13,360,650		\$ 20,082,622
Projected change in net position for year ending June 30, 2026	350,000		(48,610)	3,500,000		3,801,390
Projected net position at June 30, 2026	<b>\$ 7,023,362</b>	<b>\$ -</b>	<b>\$ -</b>	<b>\$ 16,860,650</b>	<b>\$ -</b>	<b>\$ 23,884,012</b>

**University of Arkansas Community College at  
Hope-Texarkana**

**UNIVERSITY OF ARKANSAS COMMUNITY COLLEGE AT HOPE-TEXARKANA**  
**BUDGET SUMMARY**  
**FOR THE FISCAL YEAR ENDING JUNE 30, 2027**

REVENUE

1. Tuition and Fees: UAHT is requesting an increase of \$4/credit hour for In-District tuition, \$5/credit hour for In-State tuition, \$7/credit hour for Out-of-State tuition, and \$2/credit hour for Online Courses. No changes are requested for Mandatory Fees. Note: There are increases to existing program/service specific fees as follows: ARNEC ATI Testing Fee \$100; Paramedic Testing Fee \$65; LPN Skills Kit \$35; EMT Paramedic Application Fee \$10.
2. Course/program fee increases are requested to cover the rising cost of testing fees, certifications, and educational materials needed for specific courses. FY2027 projects an increase of 4.8% in SSCH in comparison to the FY2026 budget.
3. State Appropriations: Due to State revenue collections remaining stable throughout FY2026, UAHT has budgeted for the appropriation amount in HB1025 of FY2027. HB1025 (if approved) will supersede the amount listed in Act 36 of FY2026. FY2027 budget includes projected Plan B funds listed in State Appropriations of \$114,584. The overall decrease from FY2026 was due to UAHT receiving a decrease in the performance funding allocation and other State Budget assumptions.
4. Workforce 2000 is expected to continue and has not affected revenue.
5. Other: Hope and Hempstead County experienced no negative effect on Local Sales Tax revenue. UAHT is budgeting \$2,047,751 for FY2027 based on the annualized collections received YTD during FY2026. For FY2027, UAHT will be utilizing all Local Sales Tax revenue in the E&G budget. Proposed reinvestment of funds and interest rates are expected to increase interest income by approximately \$203,450 over FY2026.
6. UAHT remains an outstanding value for students in its region. Annualized tuition and mandatory fees will increase overall by the small increases requested in tuition for FY2027; Tuition and Mandatory Fees will be \$4,240 for in-district students and \$4,900 for out-of-district students. UAHT remains one of the lowest cost institutions in the UA System and state.

**UNIVERSITY OF ARKANSAS COMMUNITY COLLEGE AT HOPE-TEXARKANA**  
**BUDGET SUMMARY**  
**FOR THE FISCAL YEAR ENDING JUNE 30, 2027**

EXPENDITURES

1. Compensation & Benefits: Total increase in compensation and benefits for FY2027 \$89,416. The budget allows UAHT to implement a 3% COLA increase plus a one-time bonus, in lieu of a merit increase, to retain qualified employees in all areas on campus. A strong adjunct pool and part-time help will allow continued student success by supporting faculty and staff.
2. E & G Supplies & Services: FY27 budget will increase by \$504,528 compared to last year. The budget is based on actual expenses observed in FY2026 and allows for updates for faculty, staff, and student success.
3. Deferred critical maintenance and opportunities for development have been budgeted in the amount of \$2,375,350 for FY27. Deferred critical maintenance needs (due to the aging of the campus): Texarkana Professional Building in need of foundation stabilization and structure repair, parking lot repairs or replacements, T&I updates, Administration Building updates, and other areas. Other areas for development or updates include professional development for faculty and staff, student testing centers, and student area updates.
4. UAHT passed a new strategic plan in FY2025. The FY2027 Budget is continuing the college's alignment with the strategic plan.

**UNIVERSITY OF ARKANSAS COMMUNITY COLLEGE AT HOPE TEXARKANA**  
**Budgeted Revenues, Expenses and Changes in Net Position**  
**For the Year Ending June 30, 2027**

	E&G	Auxiliary	Restricted	Plant	Other	TOTAL
<b>OPERATING REVENUE</b>						
Student tuition & fees	\$ 3,860,424					\$ 3,860,424
Less: Institutional scholarships	(403,500)					(403,500)
Less: Other scholarship allowances			\$ (2,796,005)			(2,796,005)
Patient services						-
Federal and county appropriations						-
Federal grants - Pell			2,796,004			2,796,004
Federal grants and contracts			1,212,275			1,212,275
State and local grants and contracts	472,000		800,430			1,272,430
Non-governmental grants and contracts						-
Sales/services of educational departments	181,070					181,070
Insurance plan						-
Auxiliary enterprises:						
Athletics						-
Less: Institutional scholarships						-
Less: Other scholarship allowances						-
Housing/food service						-
Less: Institutional scholarships						-
Less: Other scholarship allowances						-
Bookstore		\$ 375,000				375,000
Less: Institutional scholarships						-
Less: Other scholarship allowances						-
Other auxiliary enterprises		41,000				41,000
Less: Institutional scholarships						-
Less: Other scholarship allowances						-
Other operating revenues	75,000					75,000
<b>TOTAL OPERATING REVENUES</b>	<b>4,184,994</b>	<b>416,000</b>	<b>2,012,704</b>	<b>-</b>	<b>-</b>	<b>6,613,698</b>
<b>OPERATING EXPENSES</b>						
Compensation & benefits	8,231,670		1,293,232			9,524,902
Supplies & services	3,424,903	30,000	684,179	2,250,000		6,389,082
Scholarships & fellowships			1,002,368			1,002,368
Insurance plan						-
Depreciation				1,890,000		1,890,000
<b>TOTAL OPERATING EXPENSES</b>	<b>11,656,573</b>	<b>30,000</b>	<b>2,979,779</b>	<b>4,140,000</b>	<b>-</b>	<b>18,806,352</b>
<b>OPERATING INCOME/LOSS</b>	<b>(7,471,579)</b>	<b>386,000</b>	<b>(967,075)</b>	<b>(4,140,000)</b>	<b>-</b>	<b>(12,192,654)</b>
<b>NON-CAPITAL SUBSIDIES</b>						
State appropriations	6,399,046					6,399,046
Property & sales tax	2,047,751					2,047,751
Federal grants and contracts			122,594			122,594
State and local grants and contracts			764,481			764,481
Non-governmental grants and contracts			80,000			80,000
Gifts						-
Other						-
<b>TOTAL NON-CAPITAL SUBSIDIES</b>	<b>8,446,797</b>	<b>-</b>	<b>967,075</b>	<b>-</b>	<b>-</b>	<b>9,413,872</b>
<b>OPERATING INCOME/LOSS AND NON-CAPITAL SUBSIDIES</b>	<b>975,218</b>	<b>386,000</b>	<b>-</b>	<b>(4,140,000)</b>	<b>-</b>	<b>(2,778,782)</b>

**UNIVERSITY OF ARKANSAS COMMUNITY COLLEGE AT HOPE TEXARKANA**  
**Budgeted Revenues, Expenses and Changes in Net Position**  
**For the Year Ending June 30, 2027**

	E&G	Auxiliary	Restricted	Plant	Other	TOTAL
<b>NON-OPERATING REVENUES (EXPENSES)</b>						
Investment income				542,562		542,562
Interest on capital asset-related debt				(139,130)		(139,130)
Capital appropriations						-
Capital gifts and grants						-
Other						-
NET NON-OPERATING REVENUES	-	-	-	403,432	-	403,432
INCOME (LOSS) BEFORE UNUSUAL OR INFREQUENT ITEMS	975,218	386,000	-	(3,736,568)	-	(2,375,350)
<b>UNUSUAL OR INFREQUENT ITEMS</b>						
Impairment gain (loss) on flood damage, net						-
Pollution remediation						-
Other						-
TOTAL UNUSUAL OR INFREQUENT ITEMS	-	-	-	-	-	-
<b>TRANSFERS IN (OUT)</b>						
Debt Service	(624,855)			624,855		-
Other	(475,713)	(386,000)		861,713		-
TOTAL TRANSFERS IN (OUT)	(1,100,568)	(386,000)	-	1,486,568	-	-
INCREASE (DECREASE) IN NET POSITION	\$ (125,350)	\$ -	\$ -	\$ (2,250,000)	\$ -	\$ (2,375,350)
<b>IF DECREASE IN NET POSITION ABOVE:</b>						
Use of prior year net position to balance budget*	125,350			2,250,000		2,375,350
	\$ -	\$ -	\$ -	\$ -	\$ -	-
<b>*Use of prior year net position for the following:</b>						
One-time costs for Academic, Student Services & Institutional Support	125,350					125,350
Capital & deferred plant maintenance projects				2,250,000		2,250,000
Other projects and costs						-
Total (agrees to "Use of prior year net position" above)	\$ 125,350	\$ -	\$ -	\$ 2,250,000	\$ -	\$ 2,375,350
<b>NET POSITION:</b>						
Audited net position at June 30, 2025	\$ 14,718,832			\$ 18,376,187		\$ 33,095,019
Projected change in net position for year ending June 30, 2026	-			-		-
Projected net position at June 30, 2026	\$ 14,718,832	\$ -	\$ -	\$ 18,376,187	\$ -	\$ 33,095,019

**University of Arkansas**  
**Community College at Morrilton**

**UNIVERSITY OF ARKANSAS COMMUNITY COLLEGE AT MORRILTON  
BUDGET SUMMARY  
FOR THE FISCAL YEAR ENDING JUNE 30, 2027**

**Mission**

The University of Arkansas Community College at Morrilton is committed to excellence in learning and personal enrichment.

**Budget Highlights**

The Operating budget was developed planning for the following:

- A 2% or \$1,000 maximum COLA pool for salary increases budgeted for FY27
- Budgeting of “A” RSA funds of \$5,073,879 and “B” RSA Funds of \$256,271 based on latest FY27 RSA schedule
- Budgeting WF2000 funds, along with County Sales Tax, Bookstore and Vending Commissions and Interest Income in FY27.
- An alignment of tuition and fee rates with local/regional higher education institutions. \$20 per credit hour tuition increase for In-District and In-State Students and a \$30 per credit hour tuition increase for Out-of-State students. There is no change to the concurrent rate that is charged to students taking classes through UACCM on high school campuses to align with the Arkansas ACCESS to Acceleration Scholarship Program. The increase for tuition and mandatory fees for in-state students equates to a 12.36% overall increase.
- A decrease of current mandatory fees from six to three, without any change to fee revenue.
- Expected increased enrollment of high school concurrent partnerships, including secondary career centers along with external grants to assist with campus operations.
- Continued review as positions attrite including 5 fewer full-time positions in AY26 (4 FT Faculty and 1 Dean)
- Continued review of process efficiencies while still maintaining appropriate expenditures for educational supplies and services.

The Restricted Fund revenue/expenditure budget was developed based on historically received grants and programs for which funding is expected to be realized for FY 2027 including:

- Federal Pell Grant
- Other Federal and State Grant Programs (Perkins, Career Pathways, Adult Ed., Arkansas Scholarship Lottery, Arkansas Futures, etc.)
- Secondary Career Center (accounts for \$200,000 in operating budget salaries and \$150,000 in operating supplies and equipment)
- State funded Grants for Broadband Directional Drilling, Heavy Equipment and Commercial Truck Driving
- State funded ALIGN and HIRED Grants (accounts for \$400,000 in operating budget salaries, reduced from \$800,000 in AY26)
- UACCM Foundation gifts for scholarships and other campus efforts

**UNIVERSITY OF ARKANSAS COMMUNITY COLLEGE AT MORRILTON  
BUDGET SUMMARY  
FOR THE FISCAL YEAR ENDING JUNE 30, 2027**

Additionally, included in the Restricted category is the Allowance for Scholarships. This allowance ultimately reduces total tuition and fees as well as scholarship expenses by like amounts for grants such as Pell, SEOG, and Arkansas Scholarship Lottery.

The Plant Fund budget was developed based on Scheduled Bond Interest and Agent fees as well as Depreciation Expense included on the Annual Financial Statements. Also included is expected capital expenditures that will be transferred to fixed assets during FY27. We have one interest payment for our bond issue that will be offset in FY27 by capitalized interest. In addition, the Workday student project will be continuing to be an expense on our books.

**Unrestricted Fund Estimated Revenues**

General revenue has been budgeted using the official state revenue forecast for FY27. We have budgeted “A” funds of \$5,073,879 and “B” RSA Funds of \$256,271.

We have also budgeted WF2000 funds of \$1,291,186 and local sales tax funds of \$1,400,000, an increase of \$300,000 over FY26.

A \$20 per credit hour tuition increase for In-District and In-State students, along with 2.7% enrollment increase of additional concurrent enrollments. FY27 SSCH’s are budgeted at 49,110.

**Unrestricted Budget Allocations**

Nominal COLA salary increases are budgeted in FY27 for non-classified and faculty positions. Supplies and services budgets were relatively flat compared to FY26.

All positions when vacated continue to be closely scrutinized to determine whether they can be combined with others and all processes are evaluated to continue to look for improved efficiencies. Grant funds have been utilized to supplement unrestricted operations expenses and revenues.

Lisa Willenberg, Chancellor

**UNIVERSITY OF ARKANSAS COMMUNITY COLLEGE MORRILTON**  
**Budgeted Revenues, Expenses and Changes in Net Position**  
**For the Year Ending June 30, 2027**

	E&G	Auxiliary	Restricted	Plant	Other	TOTAL
<b>OPERATING REVENUE</b>						
Student tuition & fees	\$ 8,028,700					\$ 8,028,700
Less: Institutional scholarships	(700,000)					(700,000)
Less: Other scholarship allowances			\$ (3,750,000)			(3,750,000)
Patient services						-
Federal and county appropriations						-
Federal grants - Pell			5,500,000			5,500,000
Federal grants and contracts			991,697			991,697
State and local grants and contracts			2,835,305			2,835,305
Non-governmental grants and contracts			15,000			15,000
Sales/services of educational departments	351,269					351,269
Insurance plan						-
Auxiliary enterprises:						
Athletics						-
Less: Institutional scholarships						-
Less: Other scholarship allowances						-
Housing/food service						-
Less: Institutional scholarships						-
Less: Other scholarship allowances						-
Bookstore						-
Less: Institutional scholarships						-
Less: Other scholarship allowances						-
Other auxiliary enterprises						-
Less: Institutional scholarships						-
Less: Other scholarship allowances						-
Other operating revenues	198,000		1,000			199,000
<b>TOTAL OPERATING REVENUES</b>	<b>7,877,969</b>	<b>-</b>	<b>5,593,002</b>	<b>-</b>	<b>-</b>	<b>13,470,971</b>
<b>OPERATING EXPENSES</b>						
Compensation & benefits	10,067,363		1,794,410			11,861,773
Supplies & services	3,700,000		2,057,092	(337,000)		5,420,092
Scholarships & fellowships			3,603,623			3,603,623
Insurance plan						-
Depreciation				2,500,000		2,500,000
<b>TOTAL OPERATING EXPENSES</b>	<b>13,767,363</b>	<b>-</b>	<b>7,455,125</b>	<b>2,163,000</b>	<b>-</b>	<b>23,385,488</b>
<b>OPERATING INCOME/LOSS</b>	<b>(5,889,394)</b>	<b>-</b>	<b>(1,862,123)</b>	<b>(2,163,000)</b>	<b>-</b>	<b>(9,914,517)</b>
<b>NON-CAPITAL SUBSIDIES</b>						
State appropriations	6,621,336					6,621,336
Property & sales tax	1,400,000					1,400,000
Federal grants and contracts			93,123			93,123
State and local grants and contracts			1,629,000			1,629,000
Non-governmental grants and contracts						-
Gifts	10,000		140,000			150,000
Other						-
<b>TOTAL NON-CAPITAL SUBSIDIES</b>	<b>8,031,336</b>	<b>-</b>	<b>1,862,123</b>	<b>-</b>	<b>-</b>	<b>9,893,459</b>
<b>OPERATING INCOME/LOSS AND NON-CAPITAL SUBSIDIES</b>	<b>2,141,942</b>	<b>-</b>	<b>-</b>	<b>(2,163,000)</b>	<b>-</b>	<b>(21,058)</b>

**UNIVERSITY OF ARKANSAS COMMUNITY COLLEGE MORRILTON**  
**Budgeted Revenues, Expenses and Changes in Net Position**  
**For the Year Ending June 30, 2027**

	E&G	Auxiliary	Restricted	Plant	Other	TOTAL
<b>NON-OPERATING REVENUES (EXPENSES)</b>						
Investment income	200,000			30,000		230,000
Interest on capital asset-related debt				(860,000)		(860,000)
Capital appropriations						-
Capital gifts and grants						-
Other				255,375		255,375
NET NON-OPERATING REVENUES	200,000	-	-	(574,625)	-	(374,625)
INCOME (LOSS) BEFORE UNUSUAL OR INFREQUENT ITEMS	2,341,942	-	-	(2,737,625)	-	(395,683)
<b>UNUSUAL OR INFREQUENT ITEMS</b>						
Impairment gain (loss) on flood damage, net						-
Pollution remediation						-
Other						-
TOTAL UNUSUAL OR INFREQUENT ITEMS	-	-	-	-	-	-
<b>TRANSFERS IN (OUT)</b>						
Debt Service	(1,079,625)			1,079,625		-
Other	(1,658,000)			1,658,000		-
TOTAL TRANSFERS IN (OUT)	(2,737,625)	-	-	2,737,625	-	-
INCREASE (DECREASE) IN NET POSITION	\$ (395,683)	\$ -	\$ -	\$ -	\$ -	\$ (395,683)
<b>IF DECREASE IN NET POSITION ABOVE:</b>						
Use of prior year net position to balance budget*	395,683					395,683
	\$ -	\$ -	\$ -	\$ -	\$ -	\$ -
<b>*Use of prior year net position for the following:</b>						
One-time costs for Academic, Student Services & Institutional Support						-
Capital & deferred plant maintenance projects						-
Other projects and costs	395,683					395,683
Total (agrees to "Use of prior year net position" above)	\$ 395,683	\$ -	\$ -	\$ -	\$ -	\$ 395,683
<b>NET POSITION:</b>						
Audited net position at June 30, 2025	\$ 4,036,734		\$ 264,387	\$ 16,112,292		\$ 20,413,413
Projected change in net position for year ending June 30, 2026	(1,000,000)		300,000	1,700,000		1,000,000
Projected net position at June 30, 2026	\$ 3,036,734	\$ -	\$ 564,387	\$ 17,812,292	\$ -	\$ 21,413,413

**University of Arkansas  
Community College at Rich Mountain**

**UNIVERSITY OF ARKANSAS COMMUNITY COLLEGE RICH MOUNTAIN**  
**BUDGET SUMMARY**  
**FOR THE FISCAL YEAR ENDING JUNE 30, 2027**

**Mission**

University of Arkansas Rich Mountain provides transformative education to all learners.

**Budget Highlights**

Revenue:

- Increase to Tuition is \$4.00 generating an additional \$72,000 over June 30, 2027, projected actual.
- Increase to Mandatory Fees is \$7.00 generating an additional \$126,000 over June 30, 2027, projected actual.
- The increase above is based on generating 18,000 SSCH budgeted, which is a slight change from FY26.
- Auxiliary budget revenue is projected to increase in accordance with the increase in SSCH for the June 30, 2027, year.

Expenditures:

- E&G Operating Expenses are expected to increase approximately 3.3% over the current FY26 actual projections.
- Non-essential, unfilled E&G positions are reflected in the Compensation and Benefits line but will remain frozen indefinitely.
- Scholarship and fellowship expenses increase in alignment with enrollment and financial aid assumptions.
- No sweeping salaries increases are budgeted for the June 30, 2027, year.

**Budget Summary**

UA Rich Mountain moves into FY2027 with the goal of expanding our infrastructure and enhancing our student success resources.

In response to the current economic uncertainty, the College has implemented strategic budget cuts and reallocated resources across departments. Budgeted General Revenue Appropriations reflect a decrease in the Productivity Formula under the RSA, which has been carried forward into the current fiscal year. The College remains firmly committed to the mission of UA Rich Mountain.

At this time, the E&G budget reflects that UA Rich Mountain students will attend brick-and-mortar courses in Fall 2026. Enrollment is difficult to predict for the upcoming year, but the College has taken a conservative approach based on prior years actual numbers while taking into account the new programs that are being established.

**UNIVERSITY OF ARKANSAS COMMUNITY COLLEGE RICH MOUNTAIN  
BUDGET SUMMARY  
FOR THE FISCAL YEAR ENDING JUNE 30, 2027**

After analyzing preliminary enrollment numbers, the Auxiliary Budget reflects that housing and food services will be budgeted at levels that reflect 85% capacity of both housing facilities to ensure a conservative estimate. This is supported largely by the Men's and Women's Soccer, Cross Country, Baseball, Softball, Competitive Livestock Judging, and JV Baseball programs in place.

The Restricted budget remains largely the same as FY2027.

**UNIVERSITY OF ARKANSAS COMMUNITY COLLEGE RICH MOUNTAIN**  
**Budgeted Revenues, Expenses and Changes in Net Position**  
**For the Year Ending June 30, 2027**

	E&G	Auxiliary	Restricted	Plant	Other	TOTAL
<b>OPERATING REVENUE</b>						
Student tuition & fees	\$ 3,835,310					\$ 3,835,310
Less: Institutional scholarships	(450,000)					(450,000)
Less: Other scholarship allowances			\$ (2,000,000)			(2,000,000)
Patient services						-
Federal and county appropriations						-
Federal grants - Pell			2,100,000			2,100,000
Federal grants and contracts			7,273,389			7,273,389
State and local grants and contracts			330,108			330,108
Non-governmental grants and contracts			204,500			204,500
Sales/services of educational departments	26,500					26,500
Insurance plan						-
Auxiliary enterprises:						
Athletics		\$ 3,000				3,000
Less: Institutional scholarships						-
Less: Other scholarship allowances						-
Housing/food service		1,792,400				1,792,400
Less: Institutional scholarships		(363,648)				(363,648)
Less: Other scholarship allowances						-
Bookstore		683,716				683,716
Less: Institutional scholarships		(204,552)				(204,552)
Less: Other scholarship allowances						-
Other auxiliary enterprises						-
Less: Institutional scholarships						-
Less: Other scholarship allowances						-
Other operating revenues	259,136					259,136
<b>TOTAL OPERATING REVENUES</b>	<b>3,670,946</b>	<b>1,910,916</b>	<b>7,907,997</b>	<b>-</b>	<b>-</b>	<b>13,489,859</b>
<b>OPERATING EXPENSES</b>						
Compensation & benefits	4,501,134	809,118	1,654,558			6,964,810
Supplies & services	1,950,282	1,101,808	5,906,988	552,301		9,511,379
Scholarships & fellowships			1,141,433			1,141,433
Insurance plan						-
Depreciation				1,200,000		1,200,000
<b>TOTAL OPERATING EXPENSES</b>	<b>6,451,416</b>	<b>1,910,926</b>	<b>8,702,979</b>	<b>1,752,301</b>	<b>-</b>	<b>18,817,622</b>
<b>OPERATING INCOME/LOSS</b>	<b>(2,780,470)</b>	<b>(10)</b>	<b>(794,982)</b>	<b>(1,752,301)</b>	<b>-</b>	<b>(5,327,763)</b>
<b>NON-CAPITAL SUBSIDIES</b>						
State appropriations	3,874,879					3,874,879
Property & sales tax				500,000		500,000
Federal grants and contracts			54,982			54,982
State and local grants and contracts			740,000			740,000
Non-governmental grants and contracts						-
Gifts	50,000					50,000
Other						-
<b>TOTAL NON-CAPITAL SUBSIDIES</b>	<b>3,924,879</b>	<b>-</b>	<b>794,982</b>	<b>500,000</b>	<b>-</b>	<b>5,219,861</b>
<b>OPERATING INCOME/LOSS AND NON-CAPITAL SUBSIDIES</b>	<b>1,144,409</b>	<b>(10)</b>	<b>-</b>	<b>(1,252,301)</b>	<b>-</b>	<b>(107,902)</b>

**UNIVERSITY OF ARKANSAS COMMUNITY COLLEGE RICH MOUNTAIN**  
**Budgeted Revenues, Expenses and Changes in Net Position**  
**For the Year Ending June 30, 2027**

	E&G	Auxiliary	Restricted	Plant	Other	TOTAL
<b>NON-OPERATING REVENUES (EXPENSES)</b>						
Investment income	30,000	10				30,010
Interest on capital asset-related debt				(461,219)		(461,219)
Capital appropriations						-
Capital gifts and grants						-
Other						-
NET NON-OPERATING REVENUES	30,000	10	-	(461,219)	-	(431,209)
INCOME (LOSS) BEFORE UNUSUAL OR INFREQUENT ITEMS	1,174,409	-	-	(1,713,520)	-	(539,111)
<b>UNUSUAL OR INFREQUENT ITEMS</b>						
Impairment gain (loss) on flood damage, net						-
Pollution remediation						-
Other						-
TOTAL UNUSUAL OR INFREQUENT ITEMS	-	-	-	-	-	-
<b>TRANSFERS IN (OUT)</b>						
Debt Service	(886,034)			886,034		-
Other	(288,375)			288,375		-
TOTAL TRANSFERS IN (OUT)	(1,174,409)	-	-	1,174,409	-	-
INCREASE (DECREASE) IN NET POSITION	\$ -	\$ -	\$ -	\$ (539,111)	\$ -	\$ (539,111)
<b>IF DECREASE IN NET POSITION ABOVE:</b>						
Use of prior year net position to balance budget*				539,111		539,111
	\$ -	\$ -	\$ -	\$ -	\$ -	\$ -
<b>*Use of prior year net position for the following:</b>						
One-time costs for Academic, Student Services & Institutional Support						-
Capital & deferred plant maintenance projects				539,111		539,111
Other projects and costs						-
Total (agrees to "Use of prior year net position" above)	\$ -	\$ -	\$ -	\$ 539,111	\$ -	\$ 539,111
<b>NET POSITION:</b>						
Audited net position at June 30, 2025	\$ 189,798			\$ 5,673,882	\$ 75,266	\$ 5,938,946
Projected change in net position for year ending June 30, 2026	250,000					250,000
Projected net position at June 30, 2026	\$ 439,798	\$ -	\$ -	\$ 5,673,882	\$ 75,266	\$ 6,188,946

**University of Arkansas Eastern Arkansas Community College**

**UNIVERSITY OF ARKANSAS EAST ARKANSAS COMMUNITY COLLEGE**  
**BUDGET SUMMARY**  
**FOR THE FISCAL YEAR ENDING JUNE 30, 2027**

**Mission**

The University of Arkansas - East Arkansas Community College's mission is to provide affordable, accessible learning opportunities to promote student success and strengthen our community.

**Budget Highlights**

The Operating Budget proposes modest tuition and fee increases to ensure that the institution's self-driven revenues continue to grow while being mindful of our under-resourced communities:

- Tuition is proposed to increase by \$1 per credit hour (pch).
- Due to expanded student activities, the associated fee is proposed to increase by \$3 pch.
- For a full 30-credit-hour annual load, tuition and mandatory fees are budgeted to increase a total of \$120 per year, which falls below the HEPI.
- The building use fee, which is charged only to on-campus classes, and the distance learning fee, charged only to online courses, are proposed to increase by \$1 pch. These increases reflect our responsibility to mindfully address increased expenses for both digital and physical infrastructure.
- An analysis of our program fees indicated that they realistically contribute to program costs; thus, the only proposed program fee increases are tied to a specific cost; e.g., the cost of the permit fee in the CDL program.
- A 2% Merit Raise for those who earn a 3-Meets Expectations or above is proposed.

**Unrestricted Revenues and Expenses**

Increases in productivity led to an increase in revenue stabilization act funding of \$101,341. Recently released productivity scores for FY28 indicate that trend will continue. Total Unrestricted Education and General revenues are budgeted at \$14,894,735 compared to \$14,381,759 in FY26, a 3.57% increase. Unrestricted E&G Expenses are budgeted to increase 3.57% over the previous year. This follows our long-term trend of frugally budgeting expenses to come under revenues. Due to careful planning and a conservative spending culture, the percentage of budgeted revenues realized consistently exceeds the percentage of budget expended at UA-EACC.

**UNIVERSITY OF ARKANSAS EAST ARKANSAS COMMUNITY COLLEGE  
BUDGET SUMMARY  
FOR THE FISCAL YEAR ENDING JUNE 30, 2027**

For FY27, personnel expenses are budgeted to increase due to the addition of two positions to support the conversion to Workday and two additional positions in the fiscal services area. New instructional positions in allied health were added to support expanded program delivery through industry partnerships and new programs. Some of this cost was mitigated by a retirement incentive program. It should be noted that in FY26, the number of budgeted positions was reduced from FY25.

**Auxiliary Enterprises, Restricted Revenues and Expenses, Plant Funds, & Endowments**

Auxiliary Enterprises are projected to break even, which has been a goal that UA-EACC has worked to achieve. Restricted grants, contracts, and gifts included in the budget have a projected revenue of \$3,823,440. Grant-funded instruction in Construction and Allied Health are welcome additions for the coming year. Including Plant Funds and Endowments, the total projected revenues and corresponding expenses and transfers budget for FY27 are \$19,752,675, producing a net zero balanced budget.

**UNIVERSITY OF ARKANSAS EAST ARKANSAS COMMUNITY COLLEGE**  
**Budgeted Revenues, Expenses and Changes in Net Position**  
**For the Year Ending June 30, 2027**

	E&G	Auxiliary	Restricted	Plant	Other	TOTAL
<b>OPERATING REVENUE</b>						
Student tuition & fees	\$ 3,612,100	\$ 90,000				\$ 3,702,100
Less: Institutional scholarships	(534,000)					(534,000)
Less: Other scholarship allowances			\$ (1,063,124)			(1,063,124)
Patient services						-
Federal and county appropriations						-
Federal grants - Pell			1,962,733			1,962,733
Federal grants and contracts	20,000		1,112,507			1,132,507
State and local grants and contracts	350,000		876,307			1,226,307
Non-governmental grants and contracts						-
Sales/services of educational departments						-
Insurance plan						-
Auxiliary enterprises:						-
Athletics						-
Less: Institutional scholarships						-
Less: Other scholarship allowances						-
Housing/food service		150,000				150,000
Less: Institutional scholarships						-
Less: Other scholarship allowances						-
Bookstore		245,000				245,000
Less: Institutional scholarships			(101,206)			(101,206)
Less: Other scholarship allowances						-
Other auxiliary enterprises						-
Less: Institutional scholarships						-
Less: Other scholarship allowances						-
Other operating revenues	528,168		380,132			908,300
<b>TOTAL OPERATING REVENUES</b>	<b>3,976,268</b>	<b>485,000</b>	<b>3,167,349</b>	<b>-</b>	<b>-</b>	<b>7,628,617</b>
<b>OPERATING EXPENSES</b>						
Compensation & benefits	9,217,202	146,412	1,325,529			10,689,143
Supplies & services	4,341,991	572,600	1,445,309	705,066		7,064,966
Scholarships & fellowships			1,052,602		18,500	1,071,102
Insurance plan						-
Depreciation				1,530,019		1,530,019
<b>TOTAL OPERATING EXPENSES</b>	<b>13,559,193</b>	<b>719,012</b>	<b>3,823,440</b>	<b>2,235,085</b>	<b>18,500</b>	<b>20,355,230</b>
<b>OPERATING INCOME/LOSS</b>	<b>(9,582,925)</b>	<b>(234,012)</b>	<b>(656,091)</b>	<b>(2,235,085)</b>	<b>(18,500)</b>	<b>(12,726,613)</b>
<b>NON-CAPITAL SUBSIDIES</b>						
State appropriations	10,843,167		313	150,000		10,993,480
Property & sales tax				380,000		380,000
Federal grants and contracts			120,578			120,578
State and local grants and contracts			400,000			400,000
Non-governmental grants and contracts						-
Gifts	300		135,000		5,000	140,300
Other						-
<b>TOTAL NON-CAPITAL SUBSIDIES</b>	<b>10,843,467</b>	<b>-</b>	<b>655,891</b>	<b>530,000</b>	<b>5,000</b>	<b>12,034,358</b>
<b>OPERATING INCOME/LOSS AND NON-CAPITAL SUBSIDIES</b>	<b>1,260,542</b>	<b>(234,012)</b>	<b>(200)</b>	<b>(1,705,085)</b>	<b>(13,500)</b>	<b>(692,255)</b>

**UNIVERSITY OF ARKANSAS EAST ARKANSAS COMMUNITY COLLEGE**  
**Budgeted Revenues, Expenses and Changes in Net Position**  
**For the Year Ending June 30, 2027**

	<b>E&amp;G</b>	<b>Auxiliary</b>	<b>Restricted</b>	<b>Plant</b>	<b>Other</b>	<b>TOTAL</b>
<b>NON-OPERATING REVENUES (EXPENSES)</b>						
Investment income	75,000		200	1,000	13,500	89,700
Interest on capital asset-related debt				(102,511)		(102,511)
Capital appropriations						-
Capital gifts and grants						-
Other						-
NET NON-OPERATING REVENUES	<u>75,000</u>	<u>-</u>	<u>200</u>	<u>(101,511)</u>	<u>13,500</u>	<u>(12,811)</u>
INCOME (LOSS) BEFORE UNUSUAL OR INFREQUENT ITEMS	1,335,542	(234,012)	-	(1,806,596)	-	(705,066)
<b>UNUSUAL OR INFREQUENT ITEMS</b>						
Impairment gain (loss) on flood damage, net						-
Pollution remediation						-
Other						-
TOTAL UNUSUAL OR INFREQUENT ITEMS	<u>-</u>	<u>-</u>	<u>-</u>	<u>-</u>	<u>-</u>	<u>-</u>
<b>TRANSFERS IN (OUT)</b>						
Debt Service	(363,667)			363,667		-
Other	(971,875)	234,012		737,863		-
TOTAL TRANSFERS IN (OUT)	<u>(1,335,542)</u>	<u>234,012</u>	<u>-</u>	<u>1,101,530</u>	<u>-</u>	<u>-</u>
INCREASE (DECREASE) IN NET POSITION	<u>\$ -</u>	<u>\$ -</u>	<u>\$ -</u>	<u>\$ (705,066)</u>	<u>\$ -</u>	<u>\$ (705,066)</u>
<b>IF DECREASE IN NET POSITION ABOVE:</b>						
Use of prior year net position to balance budget*				705,066		705,066
	<u>\$ -</u>	<u>\$ -</u>	<u>\$ -</u>	<u>\$ -</u>	<u>\$ -</u>	<u>\$ -</u>
<b>*Use of prior year net position for the following:</b>						
One-time costs for Academic, Student Services & Institutional Support						-
Capital & deferred plant maintenance projects				705,066		705,066
Other projects and costs						-
Total (agrees to "Use of prior year net position" above)	<u>\$ -</u>	<u>\$ -</u>	<u>\$ -</u>	<u>\$ 705,066</u>	<u>\$ -</u>	<u>\$ 705,066</u>
<b>NET POSITION:</b>						
Audited net position at June 30, 2025	\$ 17,419,792	\$ 499,451	\$ 1,094,371	\$ 19,409,149	\$ 360,129	\$ 38,782,892
Projected change in net position for year ending June 30, 2026	1,000,000	(250,000)	500,000			1,250,000
Projected net position at June 30, 2026	<u>\$ 18,419,792</u>	<u>\$ 249,451</u>	<u>\$ 1,594,371</u>	<u>\$ 19,409,149</u>	<u>\$ 360,129</u>	<u>\$ 40,032,892</u>

**University of Arkansas -  
Pulaski Technical College**

**UNIVERSITY OF ARKANSAS - PULASKI TECHNICAL COLLEGE**  
**BUDGET SUMMARY**  
**FOR THE FISCAL YEAR ENDING JUNE 30, 2027**

**BUDGETED REVENUES**

**Education and General**

The FY2026-27 budget for unrestricted education and general revenue totals \$48,458,701 for operating, non-capital subsidies and non-operating revenues, net of institutional scholarships of \$1,000,000. A 7.11% increase over the budget submitted for FY2025-26.

**Student Tuition & Fees:** For In-State students UA-PTC is proposing an increase in annual tuition and mandatory fees of 3.59%, from \$217.00 to \$224.80 per Student Semester Credit Hour (SSCH). This \$7.80 per SSCH increase is composed of a \$2 per SSCH (1.38%) increase in In-State Tuition (\$145 to \$147), a \$5 per SSCH (7.69%) increase in the mandatory Facility/IT/Security fee (from \$65 to \$70), and an \$0.80 per SSCH (11.43%) increase in the mandatory Student Support Services fee (from (\$7.00 to \$7.80)). Total cost of tuition and mandatory fees increases from \$6,510 in FY2025-26 to \$6,744 in FY2026-27. The total impact of the increase in tuition and mandatory fees is approximately \$916,000. UA-PTC is proposing an increase in Out-of-State Tuition of \$25 per SSCH (9.09%), from \$275 to \$300 per SSCH (from \$8,250 to \$9,000). Proposed increases in some of the course fees are due to the rising cost of instruction and consumable supplies in those programs, Education is changing from a per semester charge to a per credit hour charge with minimal impact to students, and Aviation is combining a \$35 course fee with a \$10 Special Course Fee to have one course fee on the Aviation courses.

**Enrollment assumptions:** UA-PTC enrollment increased approximately 7.9% overall in FY2025-26, with several programs continuing to experience growth due to program improvements and increased efforts in enrollment management and recruiting strategies. Based on the average growth rate in SSCH over the last three years of approximately 8%, from 93,040 to 117,426, the FY2026-27 budget is based on 119,773 SSCH (3,992 FTE), a projected 2% enrollment increase from FY2025-26. The impact of this enrollment increase is approximately \$588,500. At this enrollment and tuition and fee levels, total tuition and fee revenue is projected to be \$29,035,261, net of Institutional scholarships of \$1,000,000.

**Sales/Services of Educational Departments:** The revenue budget is \$1,000,000 for FY2026-27 and is based on continued increased demands for industry training and the strong demand for non-credit culinary classes.

**Other Operating Revenues:** The revenue budget is \$275,000 for FY2026-27. This is predominately rental income from Kanis and NLR Head Start programs, CHARTS (the performing arts building), and Grand Hall, with some income from M&R.

**State Appropriations:** State appropriations of \$17,128,440 budgeted for FY2026-27 are based upon the latest state forecast.

**UNIVERSITY OF ARKANSAS - PULASKI TECHNICAL COLLEGE  
BUDGET SUMMARY  
FOR THE FISCAL YEAR ENDING JUNE 30, 2027**

**Auxiliary**

The FY2026-27 budget for auxiliary revenue totals \$750,000 for operating revenues.

**Housing /food service:** The FY2026-27 revenue of \$500,000 is anticipated to be generated from the food service provided through the Bistro Café on the NLR Main campus, Southpaw Café on the Little Rock South campus, and catering services provided from both campuses. In FY2023-24 UAPTC assumed management of campus dining to include both the cafés and catering services.

**Bookstore:** The FY2026-27 revenue of \$175,000 are commissions received from the bookstore.

**Other Auxiliary Enterprises:** The FY2026-27 other auxiliary enterprise revenue of \$75,000 is comprised of vending commissions and Charts programming events.

**Restricted**

The FY2026-27 budget for restricted funds totals \$10,090,765 net of scholarship allowances. This amount includes operating revenues of \$7,410,765 for PELL, TRIO, Career Pathways, Career Coaches, Adult Education, Carl Perkins, Career Center, State and non-governmental grants, and \$2,680,000 in noncapital subsidies.

**Plant**

The non-operating revenue for FY2026-27 nets to a negative (\$1,515,337) for Plant. This is investment income of \$350,000 and interest expense of \$1,865,337 on capital asset-related debt. This negative will be offset by the E&G transfer to Plant.

**BUDGETED EXPENDITURES**

**Education and General**

The FY2026-27 budget for unrestricted education and general expenditure totals \$48,458,701. This amount includes operating expenditures of \$40,612,910, transfers out for debt service payments of \$4,785,337, and other transfers out of \$3,060,454.

**Compensation & Benefits:** The budget for compensation & benefits for FY2026-27 is \$26,283,541. This is an increase of \$2,267,787 from the FY2025-26 budget to account for necessary mid-year increases in positions and a few salaries for retention purposes, a 3% increase in health insurance, additional positions in 2026-27 in critical areas, and the projected salary increases for promotion in rank, retention and the COLA.

**UNIVERSITY OF ARKANSAS - PULASKI TECHNICAL COLLEGE  
BUDGET SUMMARY  
FOR THE FISCAL YEAR ENDING JUNE 30, 2027**

**Supplies & Services:** The budget for supplies and services for FY2026-27 is \$14,309,369. This is an increase of \$578,801 over the FY2025-26 budget. The increase corresponds with projected increase costs in supplies for various courses and janitorial services.

**Scholarships & Fellowships:** The FY2026-27 budget for scholarships includes expenditures of \$1,020,000.

**Auxiliary**

The FY2026-27 operating budget for auxiliary expenditures totals \$958,972. A \$208,972 transfer from E&G to Auxiliary will cover the difference between \$750,000 in revenue and \$958,972 in expenditures. In FY2023-24, after the expiration of the food management contract with Aladdin, UAPTC assumed management of the food service provided through the Bistro Café on the NLR Main campus and the South Paw Café on the Little Rock South campus. UAPTC continues to work through the right-sizing of the catering and cafés to reduce the transfer need. UAPTC is a food desert on both the North and the South campus locations. Offering food through catering and cafés is a necessity to help our faculty, staff, and students not have to leave campus during the 30 minute lunch periods and between classes.

**Restricted**

The FY2026-27 budget for restricted expenditures totals \$10,090,765. This amount includes \$2,850,504 for Compensation & Benefits, \$2,840,261 for Supplies & Services and \$4,400,000 for Scholarships & Fellowships.

**Plant**

The FY2026-27 budget for plant operating expenditures total \$6,121,482. This amount includes \$721,482 for Supplies & Services for various maintenance projects and \$5,400,000 for depreciation expense. Non-operating revenue and expenditures net to a negative (\$1,515,337). That amount includes \$350,000 in investment income minus \$1,865,337 interest on capital asset-related debt. Funds totaling \$7,636,819 will be transferred into plant funds to cover long-term debt, mandatory maintenance transfers, HVAC replacements, and other plant expenses.

**UNIVERSITY OF ARKANSAS-PULASKI TECHNICAL COLLEGE**  
**Budgeted Revenues, Expenses and Changes in Net Position**  
**For the Year Ending June 30, 2027**

	E&G	Auxiliary	Restricted	Plant	Other	TOTAL
<b>OPERATING REVENUE</b>						
Student tuition & fees	\$ 30,035,261					\$ 30,035,261
Less: Institutional scholarships	(1,000,000)					(1,000,000)
Less: Other scholarship allowances			\$ (17,262,237)			(17,262,237)
Patient services						-
Federal and county appropriations						-
Federal grants - Pell			19,200,000			19,200,000
Federal grants and contracts			3,239,609			3,239,609
State and local grants and contracts			1,352,352			1,352,352
Non-governmental grants and contracts			881,041			881,041
Sales/services of educational departments	1,000,000					1,000,000
Insurance plan						-
Auxiliary enterprises:						
Athletics						
Less: Institutional scholarships						-
Less: Other scholarship allowances						-
Housing/food service		\$ 500,000				500,000
Less: Institutional scholarships						-
Less: Other scholarship allowances						-
Bookstore			175,000			175,000
Less: Institutional scholarships						-
Less: Other scholarship allowances						-
Other auxiliary enterprises			75,000			75,000
Less: Institutional scholarships						-
Less: Other scholarship allowances						-
Other operating revenues	275,000					275,000
<b>TOTAL OPERATING REVENUES</b>	<b>30,310,261</b>	<b>750,000</b>	<b>7,410,765</b>	<b>-</b>	<b>-</b>	<b>38,471,026</b>
<b>OPERATING EXPENSES</b>						
Compensation & benefits	26,283,541	534,772	2,850,504			29,668,817
Supplies & services	14,309,369	424,200	2,840,261	721,482		18,295,312
Scholarships & fellowships	20,000		4,400,000			4,420,000
Insurance plan						-
Depreciation				5,400,000		5,400,000
<b>TOTAL OPERATING EXPENSES</b>	<b>40,612,910</b>	<b>958,972</b>	<b>10,090,765</b>	<b>6,121,482</b>	<b>-</b>	<b>57,784,129</b>
<b>OPERATING INCOME/LOSS</b>	<b>(10,302,649)</b>	<b>(208,972)</b>	<b>(2,680,000)</b>	<b>(6,121,482)</b>	<b>-</b>	<b>(19,313,103)</b>
<b>NON-CAPITAL SUBSIDIES</b>						
State appropriations	17,128,440					17,128,440
Property & sales tax						-
Federal grants and contracts			280,000			280,000
State and local grants and contracts			1,900,000			1,900,000
Non-governmental grants and contracts						-
Gifts	20,000		500,000			520,000
Other						-
<b>TOTAL NON-CAPITAL SUBSIDIES</b>	<b>17,148,440</b>	<b>-</b>	<b>2,680,000</b>	<b>-</b>	<b>-</b>	<b>19,828,440</b>
<b>OPERATING INCOME/LOSS AND NON-CAPITAL SUBSIDIES</b>	<b>6,845,791</b>	<b>(208,972.00)</b>	<b>-</b>	<b>(6,121,482)</b>	<b>-</b>	<b>515,337</b>

**UNIVERSITY OF ARKANSAS-PULASKI TECHNICAL COLLEGE**  
**Budgeted Revenues, Expenses and Changes in Net Position**  
**For the Year Ending June 30, 2027**

	<u>E&amp;G</u>	<u>Auxiliary</u>	<u>Restricted</u>	<u>Plant</u>	<u>Other</u>	<u>TOTAL</u>
<b>NON-OPERATING REVENUES (EXPENSES)</b>						
Investment income	1,000,000			350,000		1,350,000
Interest on capital asset-related debt				(1,865,337)		(1,865,337)
Capital appropriations						-
Capital gifts and grants						-
Other						-
NET NON-OPERATING REVENUES	<u>1,000,000</u>	<u>-</u>	<u>-</u>	<u>(1,515,337)</u>	<u>-</u>	<u>(515,337)</u>
INCOME (LOSS) BEFORE UNUSUAL OR INFREQUENT ITEMS	7,845,791	(208,972)	-	(7,636,819)	-	-
<b>UNUSUAL OR INFREQUENT ITEMS</b>						
Impairment gain (loss) on flood damage, net						-
Pollution remediation						-
Other						-
TOTAL UNUSUAL OR INFREQUENT ITEMS	<u>-</u>	<u>-</u>	<u>-</u>	<u>-</u>	<u>-</u>	<u>-</u>
<b>TRANSFERS IN (OUT)</b>						
Debt Service	(4,785,337)			4,785,337		-
Other	(3,060,454)	208,972		2,851,482		-
TOTAL TRANSFERS IN (OUT)	<u>(7,845,791)</u>	<u>208,972</u>	<u>-</u>	<u>7,636,819</u>	<u>-</u>	<u>-</u>
INCREASE (DECREASE) IN NET POSITION	<u>\$ -</u>	<u>\$ -</u>	<u>\$ -</u>	<u>\$ -</u>	<u>\$ -</u>	<u>\$ -</u>
<b>IF DECREASE IN NET POSITION ABOVE:</b>						
Use of prior year net position to balance budget*						-
	<u>\$ -</u>	<u>\$ -</u>	<u>\$ -</u>	<u>\$ -</u>	<u>\$ -</u>	<u>\$ -</u>
<b>*Use of prior year net position for the following:</b>						
One-time costs to establish Student Success Office						-
Deferred plant maintenance projects						-
Other projects and costs						-
Total (agrees to "Use of prior year net position" above)	<u>\$ -</u>	<u>\$ -</u>	<u>\$ -</u>	<u>\$ -</u>	<u>\$ -</u>	<u>\$ -</u>
<b>NET POSITION:</b>						
Audited net position at June 30, 2025	\$ 32,228,580	\$ 313,230	\$ 3,019,268	\$ 26,549,001	\$ 1,329,344	\$ 63,439,423
Projected change in net position for year ending June 30, 2026	-	-	-	-	-	-
Projected net position at June 30, 2026	<u>\$ 32,228,580</u>	<u>\$ 313,230</u>	<u>\$ 3,019,268</u>	<u>\$ 26,549,001</u>	<u>\$ 1,329,344</u>	<u>\$ 63,439,423</u>

# **Arkansas Archeological Survey**

**ARKANSAS ARCHEOLOGICAL SURVEY  
BUDGET SUMMARY  
FOR THE FISCAL YEAR ENDING JUNE 30, 2027**

**INTRODUCTION**

The Arkansas Archeological Survey, a unit of the University of Arkansas System, operates a statewide program of archeological research, preservation, education, and public service. Nine research stations are strategically distributed across the state, with a Coordinating Office located north of the University of Arkansas campus in Fayetteville. The Survey is one of the most storied and celebrated programs of its kind anywhere and played a pivotal role in the development of public archeology nationwide.

Research station archeologists conduct basic archeological research and assist Arkansans, state and federal agencies, local residents and descendent communities including African Americans and Native Americans living in or with ancestral ties to Arkansas. Seven research stations are located on university campuses (UAF, UAPB, UAM, HSU, ASU, and SAU), where archeologists teach courses and conduct other research and service activities; two others are located at Toltec Mounds and Parkin Archeological State Parks, where archeologists provide research, interpretive and preservation-related programs, and the final station is at the Winthrop Rockefeller Institute on Petit Jean Mountain, and functions similarly to park-based stations. The Survey's Coordinating Office in Fayetteville houses the administrative offices, the State Archeologist's office, the Registrar's office, Computer Services, Geophysical Research, and the Publications Office. Survey administrative staff include the Director, the Assistant Director for Financial Affairs, and the State Archeologist. The Survey has 41 employees statewide and maintains records on more than 53,000 archeological sites, 8,900 archaeological projects and 7.5 million objects from every part of the state.

**BUDGET CONSIDERATIONS**

**Salaries:** FY27 budgets reflect modest performance-based merit raises and an assumed 24.1% FTE benefit rate. The Survey moved to more holistic performance evaluations, including both self-assessments and assessment by managers for each area of job responsibility. Modest merit raises are based exclusively on these performance evaluations. Because recruitment and retention remains a major and growing concern for the Survey--especially given growing disparities between Survey PhD staff salaries and equivalent faculty positions across the state--we continue to budget for moderate salary increases despite decreases in real-dollar appropriations.

**Maintenance:** We are allocating \$437,212 from appropriations for basic expenditures such as utilities and building maintenance, vehicle insurance, in-state and out-of-state travel, supplies, equipment, and other expenses. This figure represents an increase from FY26. We are also budgeting \$236,612 in depreciation, including (ca. \$111,266) in depreciation of the Arkansas Archeological Survey Building, our main property asset.

**Reserve Funds:** We budget to use \$518,453 in Reserve funds for one-time costs including \$300k for a new roof for the Survey building (which also houses the UA Museum collections), and \$150k for chiller replacement. Funds for these purposes and HVAC upgrades have been included in capital requests for multiple years, but no monies have been made available. We are also replacing one 20-year-old vehicle, and purchasing additional computing resources now to lessen long-term costs, as state-approved contracts will escalate prices by at least 7% per quarter in the next cycle.



**ARKANSAS ARCHEOLOGICAL SURVEY  
BUDGET SUMMARY  
FOR THE FISCAL YEAR ENDING JUNE 30, 2027**

**DISCUSSION**

Specific initiatives for FY27 include: 1) mounting a major excavation-based Training Program in collaboration with the Arkansas Archeological Society at Plum Bayou Mounds Archeological State Park—easily accessible from Little Rock; 2) continuing efforts to fully inventory, document and digitize extant archeological holdings from across the state (an initiative for which the Survey received a national award for excellence in March, 2023, and are more than 4 million objects into the effort); 3) remediating and curating orphaned collections turned over to the Survey as a repository because other entities are unable to meet their obligations for curation, care, repatriation, or documentation; and 4) addressing failing critical infrastructure at the Archeological Survey’s Coordinating Office.

The ARAS Building has two HVAC systems, one servicing the UA Collections Facility (which houses Survey and museum collections sensitive to temperature and humidity fluctuations), and a second servicing the remainder of the structure. Costs for upgrading the air boilers and handler for the former (\$1.2m) are budgeted in an ANCRC grant request currently under consideration, and costs for new chillers included in this budget.

In the absence of programmatic funds most other new initiatives depend on external grants; for FY27 these include \$88k in federal funds for documentation and consultation with Tribal authorities regarding collections subject to the Native American Graves Protection and Repatriation Act (these collections had been managed as federal property for more than forty years, but in 2025 US Army Corps officials determined they had no responsibility for them; the amount stated reflects FY27 monies remaining is the two-year grant), \$30k in funds from the Institute for Field Research for a nationally-recognized curation field school, and \$15k in other small awarded grants and contracts. In addition, we are awaiting decisions regarding \$1.2m in requests from the Arkansas Natural and Cultural Resources Council (ANCRC), upgraded fluxgate magnetometer array for remote-sensing of archeological sites, inventorying and rehousing of collections from Plum Bayou Mounds Archeological State Park, and rehousing/inventorying of sites from the Lower Saline drainage in Bradley and Cleveland counties.

It is unfortunate but true that threats to archeological resources in Arkansas have redoubled in the wake of COVID, but Survey funding has remained flat and, in real-dollar terms, has continued to decline. Thus, Survey staff are faced with doing more, for more stakeholders, in less time, and with fewer resources, and this negative trend has remained constant for more than a decade. Survey employees are extremely dedicated to their research, education and preservation mandate, and, despite the lack of funds to address growing salary disparities and decreasing operational funds, they continue to provide nationally-recognized service to the people of Arkansas. Nonetheless, annual declines in programmatic budgets, due to a combination of prolonged flat funding and rising costs, constrains our ability to provide services to numerous interest groups or innovate to meet new demands in cost-effective ways, and these issues must be addressed if we are to continue to fulfil our statutory mission. In FY26 we closed one station (UA Fort Smith) to reduce costs, and retired staff have not been replaced.



**ARKANSAS ARCHEOLOGICAL SURVEY  
BUDGET SUMMARY  
FOR THE FISCAL YEAR ENDING JUNE 30, 2027**

**SUMMARY**

The Arkansas Archeological Survey operates a nationally recognized program of archeological research, preservation, education, and public service. We accomplish our mission by working closely with a range of collaborative partners and stakeholders, including the Arkansas Archeological Society, a statewide amateur organization, the Department of Arkansas Heritage, Arkansas State Parks and Tourism, Arkansas Game and Fish Commission, Arkansas Natural Heritage Commission, and the Arkansas Highway and Transportation Department, as well as a range of federal agencies, private CRM firms, and tribal historic preservation offices. We provide essential services and expertise to descendant communities including African Americans and many of the Indian tribes that formally resided in Arkansas, including the Quapaw, Osage, Caddo, Tunica, Choctaw, and Cherokee nations.

The Survey is widely recognized as a pioneer in the use of near-surface remote sensing technologies. These non-destructive technologies enable us to detect buried remains of prehistoric and historic palisades, houses, hearths, and graves, and help locate unmarked graves in contemporary cemeteries. The Survey provides these services to local communities, the FBI, and state and local law enforcement personnel as requested. The Survey receives far more requests for such remote sensing than we can provide with existing resources. Survey staff also work with local law enforcement and medical examiners following the discovery of human remains. We also maintain an active and growing program in 3D scanning, including collaboration with University of Arkansas faculty and staff on micro-computer tomography ( $\mu$ CT) imaging. This enables us to produce highly accurate 3D models of select objects (including objects in both the Survey and the University of Arkansas Museum collections) for long-term archival preservation.

The Survey's cooperative program with the Arkansas Archeological Society provides interested citizens and life-long learners an opportunity to participate in state-of-the-art archeological projects across the state. The Survey is nationally recognized for providing well-organized opportunities for amateurs to participate in science-based educational programs, providing meaningful citizen-science experiential learning for Arkansans of all ages; this year the Survey will mount excavations at Plum Bayou Mounds Archeological State Park near Little Rock.

The Survey also produces a variety of resources for Arkansas schoolteachers and students, including class presentations and workshops, lesson plans, handouts, interactive websites, and books and pamphlets for general audiences. Notably these include a detailed, standards-based fifth grade curriculum focusing on Native agriculture and the ancient domestication of native plants in the American midcontinent—for which Arkansas offers some of the best-preserved and widely-studied examples. The curriculum helps Arkansans appreciate a little-known but unique aspect of this region; Arkansas and the American midcontinent was one of the world centers for ancient domestication of crops, and a series of native North American plants (including *Chenopodium*) were fully domesticated in the millennia before European contact. Our contribution to public education programs increases annually, in parallel with our own research initiatives as well as increased requests for services from the educational community.



**ARKANSAS ARCHEOLOGICAL SURVEY**  
**Budgeted Revenues, Expenses and Changes in Net Position**  
**For the Year Ending June 30, 2027**

	E&G	Auxiliary	Restricted	Plant	Other	TOTAL
<b>OPERATING REVENUE</b>						
Student tuition & fees					\$	-
Less: Institutional scholarships						-
Less: Other scholarship allowances						-
Patient services						-
Federal and county appropriations						-
Federal grants - Pell						-
Federal grants and contracts			\$ 88,340			88,340
State and local grants and contracts						-
Non-governmental grants and contracts			5,000			5,000
Sales/services of educational departments	\$ 151,059					151,059
Insurance plan						-
Auxiliary enterprises:						-
Athletics						-
Less: Institutional scholarships						-
Less: Other scholarship allowances						-
Housing/food service						-
Less: Institutional scholarships						-
Less: Other scholarship allowances						-
Bookstore						-
Less: Institutional scholarships						-
Less: Other scholarship allowances						-
Other auxiliary enterprises						-
Less: Institutional scholarships						-
Less: Other scholarship allowances						-
Other operating revenues						-
<b>TOTAL OPERATING REVENUES</b>	<b>151,059</b>	<b>-</b>	<b>93,340</b>	<b>-</b>	<b>-</b>	<b>244,399</b>
<b>OPERATING EXPENSES</b>						
Compensation & benefits	2,754,012		295,473			3,049,485
Supplies & services	200,600		116,463	1,264,142		1,581,205
Scholarships & fellowships						-
Insurance plan						-
Depreciation				236,612		236,612
<b>TOTAL OPERATING EXPENSES</b>	<b>2,954,612</b>	<b>-</b>	<b>411,936</b>	<b>1,500,754</b>	<b>-</b>	<b>4,867,302</b>
<b>OPERATING INCOME/LOSS</b>	<b>(2,803,553)</b>	<b>-</b>	<b>(318,596)</b>	<b>(1,500,754)</b>	<b>-</b>	<b>(4,622,903)</b>
<b>NON-CAPITAL SUBSIDIES</b>						
State appropriations	2,833,882		339,724			3,173,606
Property & sales tax						-
Federal grants and contracts						-
State and local grants and contracts						-
Non-governmental grants and contracts						-
Gifts			1,000			1,000
Other non-capital subsidies						-
<b>TOTAL NON-CAPITAL SUBSIDIES</b>	<b>2,833,882</b>	<b>-</b>	<b>340,724</b>	<b>-</b>	<b>-</b>	<b>3,174,606</b>
<b>OPERATING INCOME/LOSS AND NON-CAPITAL SUBSIDIES</b>	<b>30,329</b>	<b>-</b>	<b>22,128</b>	<b>(1,500,754)</b>	<b>-</b>	<b>(1,448,297)</b>

**ARKANSAS ARCHEOLOGICAL SURVEY**  
**Budgeted Revenues, Expenses and Changes in Net Position**  
**For the Year Ending June 30, 2027**

	<u>E&amp;G</u>	<u>Auxiliary</u>	<u>Restricted</u>	<u>Plant</u>	<u>Other</u>	<u>TOTAL</u>
<b>NON-OPERATING REVENUES (EXPENSES)</b>						
Investment income					69,000	69,000
Interest on capital asset-related debt						-
Capital appropriations			860,754			860,754
Capital gifts and grants						-
Other non-operating revenues (expenses)						-
NET NON-OPERATING REVENUES	-	-	860,754	-	69,000	929,754
INCOME (LOSS) BEFORE UNUSUAL OR INFREQUENT ITEMS	30,329	-	882,882	(1,500,754)	69,000	(518,543)
<b>UNUSUAL OR INFREQUENT ITEMS</b>						
Impairment gain (loss) on flood damage, net						-
Pollution remediation						-
Other unusual or infrequent items						-
TOTAL UNUSUAL OR INFREQUENT ITEMS	-	-	-	-	-	-
<b>TRANSFERS IN (OUT)</b>						
Debt Service						-
Other Transfers	(30,329)		(882,882)	982,211	(69,000)	-
TOTAL TRANSFERS IN (OUT)	(30,329)	-	(882,882)	982,211	(69,000)	-
INCREASE (DECREASE) IN NET POSITION	\$ -	\$ -	\$ -	\$ (518,543)	\$ -	\$ (518,543)
<b>IF DECREASE IN NET POSITION ABOVE:</b>						
Use of prior year net position to balance budget*				518,543		518,543
	\$ -	\$ -	\$ -	\$ -	\$ -	\$ -
<b>*Use of prior year net position for the following:</b>						
One-time costs for Academic, Student Services & Institutional Support				518,543		518,543
Capital & deferred plant maintenance projects						-
Other projects and costs						-
Total (agrees to "Use of prior year net position" above)	\$ -	\$ -	\$ -	\$ 518,543	\$ -	\$ 518,543
<b>NET POSITION:</b>						
Audited net position at June 30, 2025	\$ 1,982,614		\$ 724,376	\$ 521,195	\$ 633,507	\$ 3,861,692
Projected change in net position for year ending June 30, 2026	(86,414)					(86,414)
Projected net position at June 30, 2025	\$ 1,896,200	\$ -	\$ 724,376	\$ 521,195	\$ 633,507	\$ 3,775,278

**Arkansas School for Mathematics,  
Sciences and the Arts**

**ARKANSAS SCHOOL FOR MATHEMATICS, SCIENCES, AND THE ARTS  
BUDGET SUMMARY  
FOR THE FISCAL YEAR ENDING JUNE 30, 2027**

**INTRODUCTION**

The Arkansas School for Mathematics, Sciences, and the Arts, a campus of the University of Arkansas System, is a public residential high school serving academically and artistically motivated students of all backgrounds from throughout the state. ASMSA's community of learning exemplifies excellence across disciplines while serving as a statewide center of academic equity and opportunity that ignites the full potential of Arkansas' students and educators.

ASMSA was established by the General Assembly in 1991, opened to its first class of students in 1993, and became a campus of the University of Arkansas System effective January 2004.

ASMSA represents a maximal approach to school choice in which talented and motivated students from all corners of Arkansas--regardless of race, income, or zip code--have access to quality educational opportunities. Parents have the freedom to determine if the residential experience or out-of-school enrichment programs, including outreach camps and weekend mash-ups, supported by both grant funding and internal funding, best meet their family's needs.

The residential experience serves students from dozens of high schools across Arkansas. In the previous year, students represented sixty-one of seventy-five Arkansas counties. Teacher training programs conducted during summer months and throughout the year are fee-based or grant-supported. State appropriations provide the basic funding for the activities of the residential program and a portion of educator development and digital learning expenditures.

ASMSA's distance learning efforts and educator development programs are currently serving nearly 4,000 students in counties throughout the state. Additional grant funding is received from the Arkansas Department of Education (ADE) for digital learning programs based on funding available. The school will continue its Advanced Biology Plus program, which offers a yearlong experience for new and emerging Advanced Placement Biology teachers while growing programs in quantitative literacy through our Advanced Statistics Program in the year ahead. This outreach is in addition to the Coding Arkansas' Future program, which celebrates its tenth anniversary this fall.

With the successful exit from the former hospital complex now complete, ASMSA is in a new phase of focused investment in capital projects advancing the next phase of the transformation initiative that began in 2010.

ASMSA anticipates completion of two capital projects by the end of Fiscal Year 2026, including a new 4,000-square-foot maintenance facility, as well as the Little Pine Parking Lot and Stairwell Renovation of the Academic Building. These projects represent essential infrastructure improvements that enhance campus functionality, safety, and the overall student experience.

**ARKANSAS SCHOOL FOR MATHEMATICS, SCIENCES, AND THE ARTS**  
**BUDGET SUMMARY**  
**FOR THE FISCAL YEAR ENDING JUNE 30, 2027**

In addition, the institution has initiated the architectural design phase for a new fitness center, Alumni Hall and New Charter Field, with construction groundbreaking anticipated in Fiscal Year 2027 reflecting ASMSA's continued commitment to strategic growth and investment in student-centered facilities.

The FY27 budget reflects a projected net 1.4% increase in state appropriations, primarily based on the Sales & Use Tax collections exceeding 3.6% annual growth as detailed in DFA's March 2026 General Revenue report. This projected increase in revenue is being utilized to help absorb inflationary increases, while also supporting planned salary and compensation adjustments for FY27 while maintaining focus on further capital investments on the ASMSA campus.

We will continue to invest in support for the Faculty Advancement Plan that keeps ASMSA at the forefront of compensation for secondary educators. Such a move is critical with the LEARNS Act, of which ASMSA did not benefit from additional funding.

ASMSA will employ a total of 92 positions in fiscal year 2026-2027. Of those, 29 employees are full-time teachers.

**BUDGETED REVENUE**

**Operating Revenue**

State and local grants and contracts within restricted funds are budgeted at \$530,000 for the upcoming fiscal year. This amount is primarily supported by a grant from the Arkansas Department of Education for digital learning and professional development initiatives. Based on the success of ASMSA's educator development programs in computer science and coding, we anticipate an additional \$30,000 in operational support funding from the Arkansas Department of Education to continue our outreach efforts. E&G Other Operating Revenues budgeted at \$208,050.

**Non-Operating Revenue**

State appropriations are budgeted at \$13,171,109 for fiscal year 2026-2027. ASMSA's primary source of funding is the Educational Excellence Trust Fund, budgeted at \$11,679,399. The total portion of state funds derived from the Revenue Stabilization Act fund is \$1,053,735, a reduction from FY26 of \$79,313. Gifts to the institution are anticipated to generate \$10,000 in non-operating revenues. A further \$40,000 is anticipated from gifts to The ASMSA Foundation Fund of the University of Arkansas Foundation, Inc. to support residential students and outreach programs. Investment income and other miscellaneous revenues are budgeted at \$30,000 and \$13,000, respectively.

**ARKANSAS SCHOOL FOR MATHEMATICS, SCIENCES, AND THE ARTS  
BUDGET SUMMARY  
FOR THE FISCAL YEAR ENDING JUNE 30, 2027**

**BUDGETED EXPENDITURES**

**Compensation and Benefits**

Total compensation and benefits are projected to increase by 4.8% compared to the current year, with approximately \$490,325 funded through grants. This increase reflects the addition of three new positions, a \$1,000 cost-of-living adjustment (COLA) for all full-time employees, and merit-based increases of up to 2% tied to individual performance. These adjustments represent a strategic effort to address rising living costs while rewarding employee contributions. Notably, no compensation increases were implemented in FY26, making the FY27 adjustments particularly important for supporting employee retention, morale, and overall organizational competitiveness.

**Supplies, Services, and Utilities**

The proposed budget for supplies and services reflects an increase of \$162,337 (3.9%), primarily driven by inflation and the need to better align expenditures with projected cost increases. Investments in this category support capital improvements, departmental operations, student support programs, and key contract services, including student food service, campus security, and maintenance. Utility costs are budgeted to decrease by \$142,500, based on updated analysis following the removal of the old hospital complex from the campus footprint. As a result, the combined impact of increased supplies and services and reduced utility expenses yields a 0.4% year-over-year increase in the budget for Supplies, Services, and Utilities.

**SUMMARY**

In all that we do, ASMSA's purpose is to assist educators and districts in providing appropriately challenging learning opportunities for talented and motivated students throughout Arkansas. We take great pride in providing students with access to human, technological, curricular, and other learning resources that eliminate gaps in opportunity for students and educators in rural and underserved districts. The budget presented herein is based on, and tied to, performance of the legislative mission of the institution, and we strive to be good stewards of the resources provided to us through the General Assembly, the Arkansas Department of Education, and other external partners. We believe this proposed plan is sufficient to support our programs and respectfully request your approval.

Stuart Flynn

Interim Executive Director

**ARKANSAS SCHOOL FOR MATHEMATICS, SCIENCES, AND THE ARTS**  
**Budgeted Revenues, Expenses and Changes in Net Position**  
**For the Year Ending June 30, 2027**

	E&G	Auxiliary	Restricted	Plant	Other	TOTAL
<b>OPERATING REVENUE</b>						
Student tuition & fees					\$	-
Less: Institutional scholarships						-
Less: Other scholarship allowances						-
Patient services						-
Federal and county appropriations						-
Federal grants - Pell						-
Federal grants and contracts						-
State and local grants and contracts			\$ 530,000			530,000
Non-governmental grants and contracts						-
Sales/services of educational departments						-
Insurance plan						-
Auxiliary enterprises:						
Athletics						-
Less: Institutional scholarships						-
Less: Other scholarship allowances						-
Housing/food service						-
Less: Institutional scholarships						-
Less: Other scholarship allowances						-
Bookstore						-
Less: Institutional scholarships						-
Less: Other scholarship allowances						-
Other auxiliary enterprises						-
Less: Institutional scholarships						-
Less: Other scholarship allowances						-
Other operating revenues	\$ 208,050					208,050
<b>TOTAL OPERATING REVENUES</b>	<b>208,050</b>	<b>-</b>	<b>530,000</b>	<b>-</b>	<b>-</b>	<b>738,050</b>
<b>OPERATING EXPENSES</b>						
Compensation & benefits	6,823,205		490,325			7,313,530
Supplies & services	5,060,242		79,675	326,086		5,466,003
Scholarships & fellowships						-
Insurance plan						-
Depreciation				1,211,750		1,211,750
<b>TOTAL OPERATING EXPENSES</b>	<b>11,883,447</b>	<b>-</b>	<b>570,000</b>	<b>1,537,836</b>	<b>-</b>	<b>13,991,283</b>
<b>OPERATING INCOME/LOSS</b>	<b>(11,675,397)</b>	<b>-</b>	<b>(40,000)</b>	<b>(1,537,836)</b>	<b>-</b>	<b>(13,253,233)</b>
<b>NON-CAPITAL SUBSIDIES</b>						
State appropriations	13,171,109					13,171,109
Property & sales tax						-
Federal grants and contracts						-
State and local grants and contracts						-
Non-governmental grants and contracts						-
Gifts	10,000		40,000			50,000
Other						-
<b>TOTAL NON-CAPITAL SUBSIDIES</b>	<b>13,181,109</b>	<b>-</b>	<b>40,000</b>	<b>-</b>	<b>-</b>	<b>13,221,109</b>
<b>OPERATING INCOME/LOSS AND NON-CAPITAL SUBSIDIES</b>	<b>1,505,712</b>	<b>-</b>	<b>-</b>	<b>(1,537,836)</b>	<b>-</b>	<b>(32,124)</b>

**ARKANSAS SCHOOL FOR MATHEMATICS, SCIENCES, AND THE ARTS**  
**Budgeted Revenues, Expenses and Changes in Net Position**  
**For the Year Ending June 30, 2027**

	<u>E&amp;G</u>	<u>Auxiliary</u>	<u>Restricted</u>	<u>Plant</u>	<u>Other</u>	<u>TOTAL</u>
<b>NON-OPERATING REVENUES (EXPENSES)</b>						
Investment income	30,000					30,000
Interest on capital asset-related debt				(10,876)		(10,876)
Capital appropriations						-
Capital gifts and grants						-
Other	13,000					13,000
NET NON-OPERATING REVENUES	43,000	-	-	(10,876)	-	32,124
INCOME (LOSS) BEFORE UNUSUAL OR INFREQUENT ITEMS	1,548,712	-	-	(1,548,712)	-	-
<b>UNUSUAL OR INFREQUENT ITEMS</b>						
Impairment gain (loss) on flood damage, net						-
Pollution remediation						-
Other						-
TOTAL UNUSUAL OR INFREQUENT ITEMS	-	-	-	-	-	-
<b>TRANSFERS IN (OUT)</b>						
Debt Service	(131,821)			131,821		-
Other	(1,416,891)			1,416,891		-
TOTAL TRANSFERS IN (OUT)	(1,548,712)	-	-	1,548,712	-	-
INCREASE (DECREASE) IN NET POSITION	\$ -	\$ -	\$ -	\$ -	\$ -	\$ -
<b>IF DECREASE IN NET POSITION ABOVE:</b>						
Use of prior year net position to balance budget*						-
	\$ -	\$ -	\$ -	\$ -	\$ -	\$ -
<b>*Use of prior year net position for the following:</b>						
One-time costs for Academic, Student Services & Institutional Support						-
Capital & deferred plant maintenance projects						-
Other projects and costs						-
Total (agrees to "Use of prior year net position" above)	\$ -	\$ -	\$ -	\$ -	\$ -	\$ -
<b>NET POSITION:</b>						
Audited net position at June 30, 2025	\$ 7,796,519		\$ 479,322	\$ 28,851,599		\$ 37,127,440
Projected change in net position for year ending June 30, 2026	1,000,000					1,000,000
Projected net position at June 30, 2026	\$ 8,796,519	\$ -	\$ 479,322	\$ 28,851,599	\$ -	\$ 38,127,440

# **Criminal Justice Institute**

**UNIVERSITY OF ARKANSAS CRIMINAL JUSTICE INSTITUTE  
BUDGET SUMMARY  
FOR THE FISCAL YEAR ENDING JUNE 30, 2027**

**MISSION:**

The Criminal Justice Institute (CJI) is an educational entity that provides advanced training, services, and educational opportunities designed to enhance the professionalism and proficiency of police officers and deputies in Arkansas. As a division of the University of Arkansas System, the Institute delivers advanced training in progressive areas of policing including leadership and management, forensic sciences, computer applications, illicit drug investigations, as well as school, traffic and officer safety. CJI is committed to designing, enhancing, and implementing curricula that meet the unique and dynamic challenges of Arkansas law enforcement professionals, particularly those who serve rural communities. Utilizing online strategies and through collaboration with Arkansas two- and four-year education institutions, CJI works diligently to ensure accessibility of education and training for law enforcement professionals throughout the State.

**ESTIMATED REVENUES:**

Operating Revenues for fiscal year 2027 are projected to be \$8,847,383 which includes \$2,000 from out of state student fees, \$160,000 from the Arkansas Law Enforcement Membership Program, and \$8,685,383 from federal grants.

Non-Operating Revenues for fiscal year 2027 are projected to be \$2,608,634. \$2,458,634 is from State general revenue and \$150,000 is from Special State Assets Forfeiture Funds.

**BUDGET ALLOCATIONS:**

All Revenues to be received are budgeted in the Compensation and Benefits and Supplies and Services categories. Also included in the Supplies and Services budget allocation for fiscal year 2027 is \$175,000 representing funding from the Arkansas Governor's Office for the Safe Schools program which was received in previous fiscal years and \$50,000 for the Arkansas Safe Schools Conference which was received last year from the Arkansas Attorney General.

Plant Funds from previous year carryovers in the amount of \$526,246 are also included in the budget allocations.

No funds are budgeted for capital outlay expenditures.

**UNIVERSITY OF ARKANSAS CRIMINAL JUSTICE INSTITUTE**  
**Budgeted Revenues, Expenses and Changes in Net Position**  
**For the Year Ending June 30, 2027**

	E&G	Auxiliary	Restricted	Plant	Other	TOTAL
<b>OPERATING REVENUE</b>						
Student tuition & fees	\$ 2,000					\$ 2,000
Less: Institutional scholarships						-
Less: Other scholarship allowances						-
Patient services						-
Federal and county appropriations						-
Federal grants - Pell						-
Federal grants and contracts			\$ 8,685,383			8,685,383
State and local grants and contracts						-
Non-governmental grants and contracts						-
Sales/services of educational departments						-
Insurance plan						-
Auxiliary enterprises:						
Athletics						-
Less: Institutional scholarships						-
Less: Other scholarship allowances						-
Housing/food service						-
Less: Institutional scholarships						-
Less: Other scholarship allowances						-
Bookstore						-
Less: Institutional scholarships						-
Less: Other scholarship allowances						-
Other auxiliary enterprises						-
Less: Institutional scholarships						-
Less: Other scholarship allowances						-
Other operating revenues--Agency Memberships	160,000					160,000
<b>TOTAL OPERATING REVENUES</b>	<b>162,000</b>	-	<b>8,685,383</b>	-	-	<b>8,847,383</b>
<b>OPERATING EXPENSES</b>						
Compensation & benefits	2,712,487		1,243,180			3,955,667
Supplies & services	786,147		7,442,203			8,228,350
Scholarships & fellowships						-
Insurance plan						-
Depreciation				23,246		23,246
<b>TOTAL OPERATING EXPENSES</b>	<b>3,498,634</b>	-	<b>8,685,383</b>	<b>23,246</b>	-	<b>12,207,263</b>
<b>OPERATING INCOME/LOSS</b>	<b>(3,336,634)</b>	-	-	<b>(23,246)</b>	-	<b>(3,359,880)</b>
<b>NON-CAPITAL SUBSIDIES</b>						
State appropriations	2,608,634					2,608,634
Property & sales tax						-
Federal grants and contracts						-
State and local grants and contracts						-
Non-governmental grants and contracts						-
Gifts						-
Other						-
<b>TOTAL NON-CAPITAL SUBSIDIES</b>	<b>2,608,634</b>	-	-	-	-	<b>2,608,634</b>
<b>OPERATING INCOME/LOSS AND NON-CAPITAL SUBSIDIES</b>	<b>(728,000)</b>	-	-	<b>(23,246)</b>	-	<b>(751,246)</b>

**UNIVERSITY OF ARKANSAS CRIMINAL JUSTICE INSTITUTE**  
**Budgeted Revenues, Expenses and Changes in Net Position**  
**For the Year Ending June 30, 2027**

	E&G	Auxiliary	Restricted	Plant	Other	TOTAL
<b>NON-OPERATING REVENUES (EXPENSES)</b>						
Investment income						-
Interest on capital asset-related debt						-
Capital appropriations						-
Capital gifts and grants						-
Other						-
NET NON-OPERATING REVENUES	-	-	-	-	-	-
INCOME (LOSS) BEFORE UNUSUAL OR INFREQUENT ITEMS	(728,000)	-	-	(23,246)	-	(751,246)
<b>UNUSUAL OR INFREQUENT ITEMS</b>						
Impairment gain (loss) on flood damage, net						-
Pollution remediation						-
Other						-
TOTAL UNUSUAL OR INFREQUENT ITEMS	-	-	-	-	-	-
<b>TRANSFERS IN (OUT)</b>						
Debt Service						-
Other	503,000			(503,000)		-
TOTAL TRANSFERS IN (OUT)	503,000	-	-	(503,000)	-	-
INCREASE (DECREASE) IN NET POSITION	\$ (225,000)	\$ -	\$ -	\$ (526,246)	\$ -	\$ (751,246)
<b>IF DECREASE IN NET POSITION ABOVE:</b>						
Use of prior year net position to balance budget*	225,000			526,246		751,246
	\$ -	\$ -	\$ -	\$ -	\$ -	\$ -
<b>*Use of prior year net position for the following:</b>						
One-time costs for Academic, Student Services & Institutional Support						-
Capital & deferred plant maintenance projects						-
Other projects and costs	225,000			526,246		751,246
Total (agrees to "Use of prior year net position" above)	\$ 225,000	\$ -	\$ -	\$ 526,246	\$ -	\$ 751,246
<b>NET POSITION:</b>						
Audited net position at June 30, 2025	\$ 1,453,517		\$ 133,453	\$ 5,355,529		\$ 6,942,499
Projected change in net position for year ending June 30, 2026	(25,000)			100,000		75,000
Projected net position at June 30, 2026	\$ 1,428,517	\$ -	\$ 133,453	\$ 5,455,529	\$ -	\$ 7,017,499

**University of Arkansas**  
**Clinton School of Public Service**

**UNIVERSITY OF ARKANSAS CLINTON SCHOOL OF PUBLIC SERVICE**  
**BUDGET SUMMARY**  
**FOR THE FISCAL YEAR ENDING JUNE 30, 2027**

**MISSION:**

The Clinton School's vision is of a world of leaders who work with others to build healthy, engaged and vibrant communities. The mission of the Clinton School is to educate and prepare individuals for public service that incorporates a strategic vision, an authentic voice, and a commitment to the common good.

**ESTIMATED REVENUES:**

The main revenue stream for the school is Student Tuition and Fees and State Appropriations. For fiscal year 2027 revenue from Tuition and Fees is \$1,374,000. State Appropriations are budgeted at the State forecast of \$2,336,896. Other gifts and grants account for other revenue \$947,429. Additional revenue from the Clinton School Impact Center is \$430,000.

**ESTIMATED EXPENSES:**

There will be an expense in FY27 for the renovations of the new campus location for the Clinton School. The Clinton School will complete certain improvements to the premises not to exceed a cost of \$1,000,000 upon completion. Reserve funds will be used for this expense.

**BUDGET ALLOCATIONS:**

The School has budgeted a 2% COLA increase for faculty and staff.

**UNIVERSITY OF ARKANSAS CLINTON SCHOOL OF PUBLIC SERVICE**  
**Budgeted Revenues, Expenses and Changes in Net Position**  
**For the Year Ending June 30, 2027**

	E&G	Auxiliary	Restricted	Plant	Other	TOTAL
<b>OPERATING REVENUE</b>						
Student tuition & fees	\$ 1,374,000					\$ 1,374,000
Less: Institutional scholarships						-
Less: Other scholarship allowances			\$ (1,300,000)			(1,300,000)
Patient services						-
Federal and county appropriations						-
Federal grants - Pell						-
Federal grants and contracts						-
State and local grants and contracts						-
Non-governmental grants and contracts						-
Sales/services of educational departments						-
Insurance plan						-
Auxiliary enterprises:						-
Athletics						-
Less: Institutional scholarships						-
Less: Other scholarship allowances						-
Housing/food service						-
Less: Institutional scholarships						-
Less: Other scholarship allowances						-
Bookstore						-
Less: Institutional scholarships						-
Less: Other scholarship allowances						-
Other auxiliary enterprises						-
Less: Institutional scholarships						-
Less: Other scholarship allowances						-
Other operating revenues	430,000					430,000
<b>TOTAL OPERATING REVENUES</b>	<b>1,804,000</b>	<b>-</b>	<b>(1,300,000)</b>	<b>-</b>	<b>-</b>	<b>504,000</b>
<b>OPERATING EXPENSES</b>						
Compensation & benefits	2,975,648					2,975,648
Supplies & services	1,049,198					1,049,198
Scholarships & fellowships						-
Insurance plan						-
Depreciation				116,050		116,050
<b>TOTAL OPERATING EXPENSES</b>	<b>4,024,846</b>	<b>-</b>	<b>-</b>	<b>116,050</b>	<b>-</b>	<b>4,140,896</b>
<b>OPERATING INCOME/LOSS</b>	<b>(2,220,846)</b>	<b>-</b>	<b>(1,300,000)</b>	<b>(116,050)</b>	<b>-</b>	<b>(3,636,896)</b>
<b>NON-CAPITAL SUBSIDIES</b>						
State appropriations	2,336,896					2,336,896
Property & sales tax						-
Federal grants and contracts						-
State and local grants and contracts						-
Non-governmental grants and contracts						-
Gifts			947,429			947,429
Other						-
<b>TOTAL NON-CAPITAL SUBSIDIES</b>	<b>2,336,896</b>	<b>-</b>	<b>947,429</b>	<b>-</b>	<b>-</b>	<b>3,284,325</b>
<b>OPERATING INCOME/LOSS AND NON-CAPITAL SUBSIDIES</b>	<b>116,050</b>	<b>-</b>	<b>(352,571)</b>	<b>(116,050)</b>	<b>-</b>	<b>(352,571)</b>

**UNIVERSITY OF ARKANSAS CLINTON SCHOOL OF PUBLIC SERVICE**  
**Budgeted Revenues, Expenses and Changes in Net Position**  
**For the Year Ending June 30, 2027**

	<u>E&amp;G</u>	<u>Auxiliary</u>	<u>Restricted</u>	<u>Plant</u>	<u>Other</u>	<u>TOTAL</u>
NON-OPERATING REVENUES (EXPENSES)						
Investment income						-
Interest on capital asset-related debt						-
Capital appropriations						-
Capital gifts and grants						-
Other						-
NET NON-OPERATING REVENUES	-	-	-	-	-	-
INCOME (LOSS) BEFORE UNUSUAL OR INFREQUENT ITEMS	116,050	-	(352,571)	(116,050)	-	(352,571)
UNUSUAL OR INFREQUENT ITEMS						
Impairment gain (loss) on flood damage, net						-
Pollution remediation						-
Other						-
TOTAL UNUSUAL OR INFREQUENT ITEMS	-	-	-	-	-	-
TRANSFERS IN (OUT)						
Debt Service						-
Other	(116,050)			116,050		-
TOTAL TRANSFERS IN (OUT)	(116,050)	-	-	116,050	-	-
INCREASE (DECREASE) IN NET POSITION	<u>\$ -</u>	<u>\$ -</u>	<u>\$ (352,571)</u>	<u>\$ -</u>	<u>\$ -</u>	<u>\$ (352,571)</u>
IF DECREASE IN NET POSITION ABOVE:						
Use of prior year net position to balance budget*			352,571			352,571
	<u>\$ -</u>	<u>\$ -</u>	<u>\$ -</u>	<u>\$ -</u>	<u>\$ -</u>	<u>\$ -</u>
*Use of prior year net position for the following:						
One-time costs for Academic, Student Services & Institutional Support						-
Capital & deferred plant maintenance projects						-
Other projects and costs			352,571			352,571
Total (agrees to "Use of prior year net position" above)	<u>\$ -</u>	<u>\$ -</u>	<u>\$ 352,571</u>	<u>\$ -</u>	<u>\$ -</u>	<u>\$ 352,571</u>
NET POSITION:						
Audited net position at June 30, 2025	\$ 2,710,890					\$ 2,710,890
Projected change in net position for year ending June 30, 2026	(900,000)			1,000,000		100,000
Projected net position at June 30, 2026	<u>\$ 1,810,890</u>	<u>\$ -</u>	<u>\$ -</u>	<u>\$ 1,000,000</u>	<u>\$ -</u>	<u>\$ 2,810,890</u>

# **Division of Agriculture**

**UNIVERSITY OF ARKANSAS DIVISION OF AGRICULTURE  
BUDGET SUMMARY  
FOR THE FISCAL YEAR ENDING JUNE 30, 2027**

*Mission and Organization:*

As a land grant institution, the mission of the University of Arkansas Division of Agriculture (UADA) is to strengthen agriculture, communities, and families by connecting trusted research to the adoption of best practices. This mission makes UADA unique in the overall scheme of higher education in Arkansas. UADA is composed of the Agricultural Experiment Station (AES) and the Cooperative Extension Service (CES) and has the basic mission of discovery of knowledge through research and helping Arkansans put that knowledge to work in their daily lives through extension education. Through its programs, UADA reaches out into all 75 counties and touches nearly every citizen in the state.

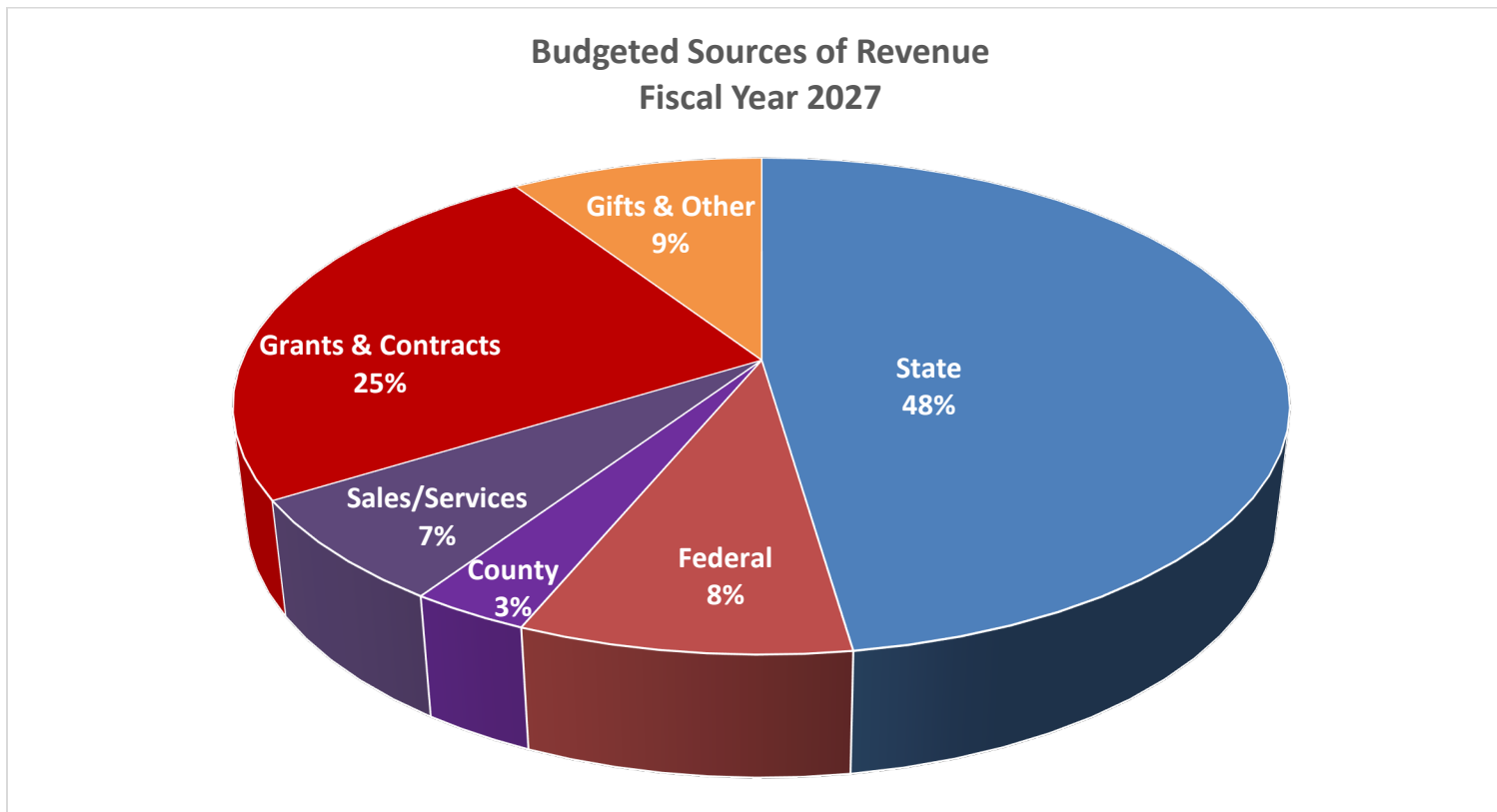
AES is the primary research support agency for Arkansas farmers, food processors, and related industries. In addition to focusing on efficiencies in agricultural production and processing, research topics include issues that impact families, communities and natural resources associated with Arkansas agriculture and related enterprises. AES is composed of 22 organizational units: 10 academic departments on the Fayetteville campus, the forestry program at UA-Monticello, the cooperative UA-ASU program at Arkansas State University in Jonesboro, four research and extension centers, six branch stations, and the Veterinary Diagnostic Lab.

CES carries out the public service portion of the land-grant mission of UADA, providing life-long learning opportunities to meet the needs of Arkansas citizens at the local level. CES offers invaluable service to the State's farmers and gardeners through its diagnostic laboratories and soil test analysis services. CES offers education in the areas of agriculture and family and consumer sciences, including health and wellness, aging, family life, nutrition, food safety, and leadership. CES also plays a major role in promoting opportunities for Arkansas youth through its 100+ year-old Arkansas 4-H program. Additionally, CES provides community and economic development and policy research and education programs throughout the state, including the Public Policy Center and Arkansas APEX Accelerator.

**UNIVERSITY OF ARKANSAS DIVISION OF AGRICULTURE  
BUDGET SUMMARY  
FOR THE FISCAL YEAR ENDING JUNE 30, 2027**

Revenues:

UADA receives its operating and non-operating revenue from State and Federal Appropriations, County Appropriations and Other Income, including Sales and Services. Federal and county appropriations for UADA have been basically flat for over five years. State Appropriation Revenue (funds from Revenue Stabilization Act, Educational Excellence Trust Fund and Tobacco Settlement funds supporting the Arkansas Biosciences Institute) comprises approximately 48% of the budgeted revenues. The approximate percentages for the remainder of total budgeted revenue are Grants and Contracts (all sources) 25%, Federal and County Appropriations 11%, Sales and Services of Educational Departments 7%, and Gifts, Investment and Other Operating & Non-Operating Income 9%. See chart below for budgeted revenues by source for fiscal year 2027.



**UNIVERSITY OF ARKANSAS DIVISION OF AGRICULTURE  
BUDGET SUMMARY  
FOR THE FISCAL YEAR ENDING JUNE 30, 2027**

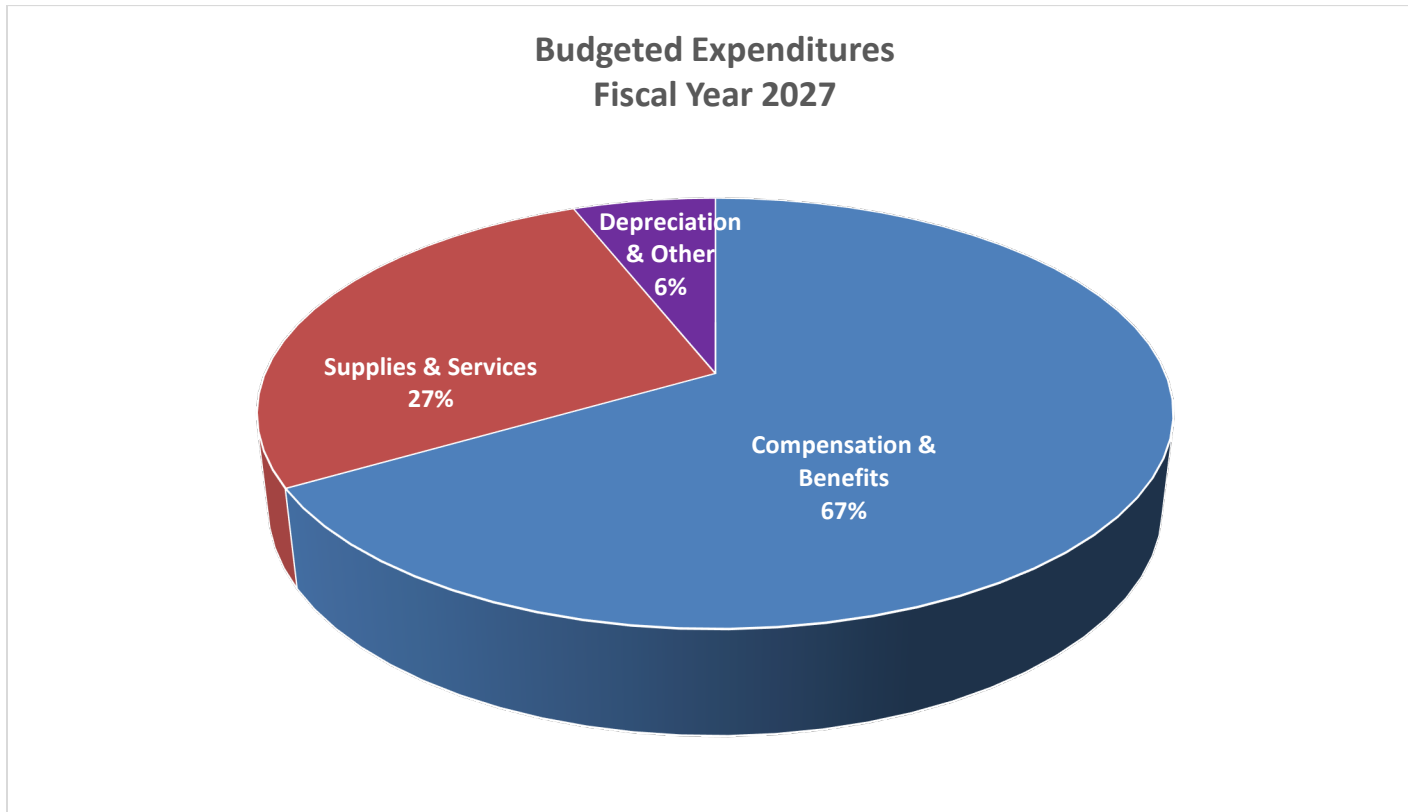
The following table highlights revenue trends over the last five years.

	<b>FY 27 Budgeted</b>	<b>FY 26 Budgeted</b>	<b>FY 25 Actual</b>	<b>FY 24 Actual</b>	<b>FY 23 Actual</b>
State Appropriations	\$ 76,023,537	\$ 76,096,782	\$ 75,994,928	\$ 76,043,623	\$ 75,576,933
Federal Appropriations	13,631,488	13,644,969	12,878,835	9,347,752	10,157,691
County Appropriations	4,932,065	4,903,105	4,870,541	4,933,220	4,709,580
Sales/Services	10,803,365	10,406,636	11,900,977	12,078,163	10,995,243
Grants & Contracts	39,277,268	39,437,100	43,464,199	41,482,214	32,879,780
Gifts & Other	<u>14,692,640</u>	<u>10,002,503</u>	<u>14,975,092</u>	<u>20,367,938</u>	<u>14,022,280</u>
<b>Total</b>	<b>\$ 159,360,363</b>	<b>\$ 154,491,095</b>	<b>\$ 164,084,572</b>	<b>\$ 164,252,910</b>	<b>\$ 148,341,507</b>

**UNIVERSITY OF ARKANSAS DIVISION OF AGRICULTURE  
BUDGET SUMMARY  
FOR THE FISCAL YEAR ENDING JUNE 30, 2027**

Budget Allocations:

Compensation and Benefits comprise approximately 67% of total budgeted expenditures, with Supplies and Services and Scholarships accounting for another 27%, and Depreciation and Other 6%. These percentages are in line with historical trends.



**UNIVERSITY OF ARKANSAS DIVISION OF AGRICULTURE  
BUDGET SUMMARY  
FOR THE FISCAL YEAR ENDING JUNE 30, 2027**

The following table highlights expenditure trends over the last five years.

	<b>FY 27 Budgeted</b>	<b>FY 26 Budgeted</b>	<b>FY 25 Actual</b>	<b>FY 24 Actual</b>	<b>FY 23 Actual</b>
Compensation & Benefits	\$ 104,225,624	\$ 101,680,718	\$ 104,174,716	\$ 98,735,783	\$ 93,219,844
Supplies & Services	42,782,651	40,570,701	48,256,654	43,082,243	39,262,520
Scholarships & Fellowships	208,947	189,866	214,353	234,436	177,925
Depreciation	9,136,785	8,983,596	9,661,128	8,793,182	8,740,284
Other	<u>65,000</u>	<u>155,000</u>	<u>21,149</u>	<u>20,897</u>	<u>43,127</u>
<b>Total</b>	<b>\$ 156,419,007</b>	<b>\$ 151,579,881</b>	<b>\$ 162,328,000</b>	<b>\$ 150,866,541</b>	<b>\$ 141,443,700</b>

Deacue Fields III  
Vice President for Agriculture

**UNIVERSITY OF ARKANSAS DIVISION OF AGRICULTURE**  
**Budgeted Revenues, Expenses and Changes in Net Position**  
**For the Year Ending June 30, 2027**

	<u>E&amp;G</u>	<u>Auxiliary</u>	<u>Restricted</u>	<u>Plant</u>	<u>Other</u>	<u>TOTAL</u>
OPERATING REVENUE						
Student tuition & fees						\$ -
Less: Institutional scholarships						-
Less: Other scholarship allowances						-
Patient services						-
Federal and county appropriations			\$ 18,563,553			18,563,553
Federal grants - Pell						-
Federal grants and contracts			24,831,192			24,831,192
State and local grants and contracts			6,719,566			6,719,566
Non-governmental grants and contracts			7,726,510			7,726,510
Sales/services of educational departments	\$ 10,803,365					10,803,365
Insurance plan						-
Auxiliary enterprises:						
Athletics						-
Less: Institutional scholarships						-
Less: Other scholarship allowances						-
Housing/food service						-
Less: Institutional scholarships						-
Less: Other scholarship allowances						-
Bookstore						-
Less: Institutional scholarships						-
Less: Other scholarship allowances						-
Other auxiliary enterprises						-
Less: Institutional scholarships						-
Less: Other scholarship allowances						-
Other operating revenues	544,520					544,520
TOTAL OPERATING REVENUES	11,347,885	-	57,840,821	-	-	69,188,706
OPERATING EXPENSES						
Compensation & benefits	65,030,499		39,195,125			104,225,624
Supplies & services	20,126,767		22,655,884			42,782,651
Scholarships & fellowships	81,339		127,608			208,947
Insurance plan						-
Depreciation				9,136,785		9,136,785
TOTAL OPERATING EXPENSES	85,238,605	-	61,978,617	9,136,785	-	156,354,007
OPERATING INCOME/LOSS	(73,890,720)	-	(4,137,796)	(9,136,785)	-	(87,165,301)
NON-CAPITAL SUBSIDIES						
State appropriations	74,548,190		1,475,347			76,023,537
Property & sales tax						-
Federal grants and contracts						-
State and local grants and contracts						-
Non-governmental grants and contracts						-
Gifts	300,598		4,273,908			4,574,506
Other						-
TOTAL NON-CAPITAL SUBSIDIES	74,848,788	-	5,749,255	-	-	80,598,043
OPERATING INCOME/LOSS AND NON-CAPITAL SUBSIDIES	958,068	-	1,611,459	(9,136,785)	-	(6,567,258)

**UNIVERSITY OF ARKANSAS DIVISION OF AGRICULTURE**  
**Budgeted Revenues, Expenses and Changes in Net Position**  
**For the Year Ending June 30, 2027**

	<u>E&amp;G</u>	<u>Auxiliary</u>	<u>Restricted</u>	<u>Plant</u>	<u>Other</u>	<u>TOTAL</u>
<b>NON-OPERATING REVENUES (EXPENSES)</b>						
Investment income	1,623,251		5,664,795			7,288,046
Interest on capital asset-related debt				(65,000)		(65,000)
Capital appropriations						-
Capital gifts and grants			250,000			250,000
Other	2,035,568					2,035,568
NET NON-OPERATING REVENUES	<u>3,658,819</u>	-	<u>5,914,795</u>	<u>(65,000)</u>	-	<u>9,508,614</u>
INCOME (LOSS) BEFORE UNUSUAL OR INFREQUENT ITEMS	4,616,887	-	7,526,254	(9,201,785)	-	2,941,356
<b>UNUSUAL OR INFREQUENT ITEMS</b>						
Impairment gain (loss) on flood damage, net						-
Pollution remediation						-
Other						-
TOTAL UNUSUAL OR INFREQUENT ITEMS	-	-	-	-	-	-
<b>TRANSFERS IN (OUT)</b>						
Debt Service						-
Other	(2,939,662)		(6,262,123)	9,201,785		-
TOTAL TRANSFERS IN (OUT)	<u>(2,939,662)</u>	-	<u>(6,262,123)</u>	<u>9,201,785</u>	-	-
INCREASE (DECREASE) IN NET POSITION	<u>\$ 1,677,225</u>	<u>\$ -</u>	<u>\$ 1,264,131</u>	<u>\$ -</u>	<u>\$ -</u>	<u>\$ 2,941,356</u>
<b>IF DECREASE IN NET POSITION ABOVE:</b>						
Use of prior year net position to balance budget*						-
	<u>\$ 1,677,225</u>	<u>\$ -</u>	<u>\$ 1,264,131</u>	<u>\$ -</u>	<u>\$ -</u>	<u>\$ 2,941,356</u>
<b>*Use of prior year net position for the following:</b>						
One-time costs for Academic, Student Services & Institutional Support						-
Capital & deferred plant maintenance projects						-
Other projects and costs						-
Total (agrees to "Use of prior year net position" above)	<u>\$ -</u>	<u>\$ -</u>	<u>\$ -</u>	<u>\$ -</u>	<u>\$ -</u>	<u>\$ -</u>
<b>NET POSITION:</b>						
Audited net position at June 30, 2025	\$ 71,026,315	\$ -	\$ 49,709,445	\$ 98,469,994	\$ -	\$ 219,205,754
Projected change in net position for year ending June 30, 2026	2,937,565	-	2,567,000	872,060	-	6,376,625
Projected net position at June 30, 2026	<u>\$ 73,963,880</u>	<u>\$ -</u>	<u>\$ 52,276,445</u>	<u>\$ 99,342,054</u>	<u>\$ -</u>	<u>\$ 225,582,379</u>

# **University of Arkansas System Administration**

**UNIVERSITY OF ARKANSAS SYSTEM ADMINISTRATION  
BUDGET SUMMARY  
FOR THE FISCAL YEAR ENDING JUNE 30, 2027**

**Mission**

The University of Arkansas System Administration coordinates various operations of the University's components to ensure that the University operates efficiently and enhances its advantages of size and diversity. The System Administration will continue to provide those administrative and professional services that are more effectively and efficiently furnished on a university-wide basis. In addition to the President's office, these administrative functions include finance, coordination of certain cloud-based information technology services, operations of the university's self-funded health/dental plans, risk management, retirement plans, legal services, internal audit, distance learning coordination and governmental relations. The focus and direction of resources expended at the system level will continue to provide these administrative functions to all divisions and campuses within the University system.

**Administration**

Total revenues for fiscal year 2027 are projected to be \$14,747,528. State funding has remained flat but is expected to be fully funded based on the Revenue Stabilization Act (RSA) forecast for FY27 and the Educational Excellence Trust Fund (EETF) funding at a combined total of \$4,473,288. Other revenue sources, consisting primarily of reimbursements for expenditures associated with the administration of the employee benefits, risk management, legal and internal audit services, total \$9,329,137. There are additional fees and investment income related to investments of certain funds through the Short-Term Investment Fund; gifts; and royalty income in the amounts of \$496,106, \$200,000, and \$248,997, respectively. Expenses are budgeted in alignment with total revenues and include funding for a proposed salary increase pool of approximately 2.5% for FY27.

**Insurance Plan**

The recent trend in health plan performance is expected to continue into the new fiscal year (FY27) with the strategic use of health plan reserves in the amount of \$1.5 million. Effective July 1, 2026, health premiums will increase 2.5% and dental premiums will increase 1%. There are no major anticipated plan design changes for fiscal year 2027. Insurance Plan Revenue includes premiums and investment income in the amounts of \$238,500,000 and \$3,300,000, respectively. Revenue coupled with use of reserves brings total sources of income to \$243,300,000.

The FY27 projections of \$243,300,000, are based on plan experience for FY25 and FY26. Other considerations that factored into the projections include: the continued increase in specialty pharmacy spend, potential regulatory changes, and the overall inflation in medical care costs.

**ERP Implementation**

Workday Finance and Human Capital Management are fully deployed across the University of Arkansas System, with current efforts focused on optimization and operational enhancements. As of April 2026, all campuses except UA Grantham live on Workday Student, with institutions now shifting from deployment to stabilization, optimization, and incremental functional improvements. Because most implementation and ongoing operating costs are billed directly to campuses and units, these expenses are netted within the University of Arkansas System budget. The system's newest institutions, North Arkansas College of the University of Arkansas and University of Arkansas East Arkansas Community College, are being transitioned from legacy on-premises systems to the Workday multi-institution environment under a system-led modernization effort, with go-live projected for Fall 2029.

**UNIVERSITY OF ARKANSAS SYSTEM ADMINISTRATION**  
**Budgeted Revenues, Expenses and Changes in Net Position**  
**For the Year Ending June 30, 2027**

	E&G	Auxiliary	Restricted	Plant	Other	TOTAL
<b>OPERATING REVENUE</b>						
Student tuition & fees						\$ -
Less: Institutional scholarships						-
Less: Other scholarship allowances						-
Patient services						-
Federal and county appropriations						-
Federal grants - Pell						-
Federal grants and contracts						-
State and local grants and contracts						-
Non-governmental grants and contracts						-
Sales/services of educational departments	\$ 9,329,137					9,329,137
Insurance plan					\$ 238,500,000	238,500,000
Auxiliary enterprises:						
Athletics						-
Less: Institutional scholarships						-
Less: Other scholarship allowances						-
Housing/food service						-
Less: Institutional scholarships						-
Less: Other scholarship allowances						-
Bookstore						-
Less: Institutional scholarships						-
Less: Other scholarship allowances						-
Other auxiliary enterprises						-
Less: Institutional scholarships						-
Less: Other scholarship allowances						-
Other operating revenues						-
<b>TOTAL OPERATING REVENUES</b>	<b>9,329,137</b>	<b>-</b>	<b>-</b>	<b>-</b>	<b>238,500,000</b>	<b>247,829,137</b>
<b>OPERATING EXPENSES</b>						
Compensation & benefits	12,420,622		185,000			12,605,622
Supplies & services	1,613,792		15,000			1,628,792
Scholarships & fellowships						-
Insurance plan					243,300,000	243,300,000
Depreciation				275,000		275,000
<b>TOTAL OPERATING EXPENSES</b>	<b>14,034,414</b>	<b>-</b>	<b>200,000</b>	<b>275,000</b>	<b>243,300,000</b>	<b>257,809,414</b>
<b>OPERATING INCOME/LOSS</b>	<b>(4,705,277)</b>	<b>-</b>	<b>(200,000)</b>	<b>(275,000)</b>	<b>(4,800,000)</b>	<b>(9,980,277)</b>
<b>NON-CAPITAL SUBSIDIES</b>						
State appropriations	4,473,288					4,473,288
Property & sales tax						-
Federal grants and contracts						-
State and local grants and contracts						-
Non-governmental grants and contracts						-
Gifts			200,000			200,000
Other						-
<b>TOTAL NON-CAPITAL SUBSIDIES</b>	<b>4,473,288</b>	<b>-</b>	<b>200,000</b>	<b>-</b>	<b>-</b>	<b>4,673,288</b>
<b>OPERATING INCOME/LOSS AND NON-CAPITAL SUBSIDIES</b>	<b>(231,989)</b>	<b>-</b>	<b>-</b>	<b>(275,000)</b>	<b>(4,800,000)</b>	<b>(5,306,989)</b>

**UNIVERSITY OF ARKANSAS SYSTEM ADMINISTRATION**  
**Budgeted Revenues, Expenses and Changes in Net Position**  
**For the Year Ending June 30, 2027**

	E&G	Auxiliary	Restricted	Plant	Other	TOTAL
NON-OPERATING REVENUES (EXPENSES)						
Investment income	200,000			296,106	3,300,000	3,796,106
Interest on capital asset-related debt				(238,114)		(238,114)
Capital appropriations						-
Capital gifts and grants						-
Other	248,997					248,997
NET NON-OPERATING REVENUES	448,997	-	-	57,992	3,300,000	3,806,989
INCOME (LOSS) BEFORE UNUSUAL OR INFREQUENT ITEMS	217,008	-	-	(217,008)	(1,500,000)	(1,500,000)
UNUSUAL OR INFREQUENT ITEMS						
Impairment gain (loss) on flood damage, net						-
Pollution remediation						-
Other						-
TOTAL UNUSUAL OR INFREQUENT ITEMS	-	-	-	-	-	-
TRANSFERS IN (OUT)						
Debt Service						-
Other	(217,008)			217,008		-
TOTAL TRANSFERS IN (OUT)	(217,008)	-	-	217,008	-	-
INCREASE (DECREASE) IN NET POSITION	\$ -	\$ -	\$ -	\$ -	\$ (1,500,000)	\$ (1,500,000)
IF DECREASE IN NET POSITION ABOVE:						
Use of prior year net position to balance budget*					1,500,000	1,500,000
	\$ -	\$ -	\$ -	\$ -	\$ -	\$ -
*Use of prior year net position for the following:						
One-time costs for Academic, Student Services & Institutional Support						-
Capital & deferred plant maintenance projects						-
Other projects and costs					1,500,000	1,500,000
Total (agrees to "Use of prior year net position" above)	\$ -	\$ -	\$ -	\$ -	\$ 1,500,000	\$ 1,500,000
NET POSITION:						
Audited net position at June 30, 2025	\$ 10,066,975			\$ 1,378,267	\$ 83,474,682	\$ 94,919,924
Projected change in net position for year ending June 30, 2026				50,000		50,000
Projected net position at June 30, 2026	\$ 10,066,975	\$ -	\$ -	\$ 1,428,267	\$ 83,474,682	\$ 94,969,924